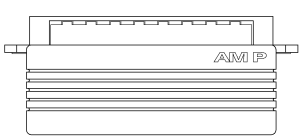
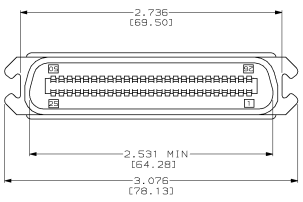
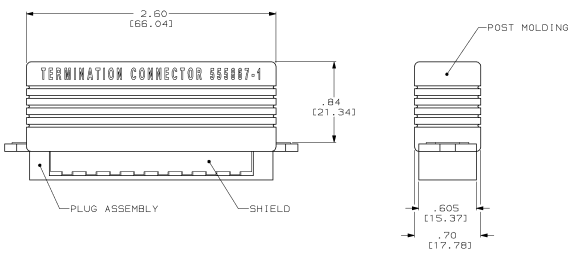
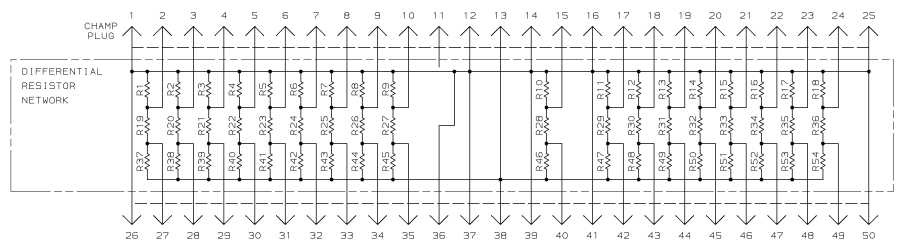


DRAWING MADE IN THIRD ANGLE PROJECTION
 THIS DRAWING IS UNPUBLISHED. RELEASED FOR PUBLICATION
 © Copyright 1984 BY AMP INCORPORATED. ALL INTERNATIONAL RIGHTS RESERVED.

REVOLUTIONS		DATE	APPD
0	RLSD; NPR 089-163	11/27/89	JS
A	REV PER EC 0020-0847-94	09/08/94	SB



- ⚠ MATERIAL:
HOUSING- POLYPHENYLENE, BLACK.
SHIELD- BRIGHT NICKEL PLATED CARBON STEEL.
TERMINALS- PHOS BRONZE PLATED WITH .000030 (0.76µm) MINIMUM GOLD ON MATING SURFACE OVER .000050 (1.27µm) MINIMUM THICK NICKEL UNDERPLATE.
POST MOLDING COMPOUND- PVC, BLACK.
- ⚠ ALL DIMENSIONS SHOWN ARE MAXIMUM UNLESS OTHERWISE SPECIFIED.
- 3. THE CONTACT SURFACE OF THE TERMINALS ARE COATED WITH LUBRICANT.
- 4. TERMINALS LOCATED ON .085 (2.16) CENTERS.
- ⚠ UNLESS OTHERWISE SPECIFIED RESISTOR VALUES ARE IN OHMS.
R1 - R18, R37 - R54; 330Ω, ±5%, .10W
R19 - R36; 150Ω, ±5%, .10W
- 6. DIMENSIONS IN BRACKETS [] ARE IN MILLIMETERS.



ELECTRICAL SCHEMATIC

DO NOT SCALE PRINT. UNLESS SPECIFIED, DIMENSIONS IN INCHES (mm) TOLERANCES ON 1/2 P.L.C. DEC 4 INCHES		DR 11-27-89 XEL P. MOOTEN CHK 1-16-90 R. FOX APPD 1-16-90 H. NORMAN MATERIAL APPD 1-16-90 J. WILKINSON PRODUCT SPEC FINISH APPLICATION SPEC WEIGHT	555867-1 PART NO AMP AMP INCORPORATED Mortgage, Pa. 17109 NAME PLUG ASSEMBLY, TERMINATOR, DIFFERENTIAL, 50 POSITION, SHIELDED, CHAMP® SIZE D CAGE CODE 00779 DRAWING NO 555867 SCALE 2:1 SHEET 1 OF 1
---	--	--	--