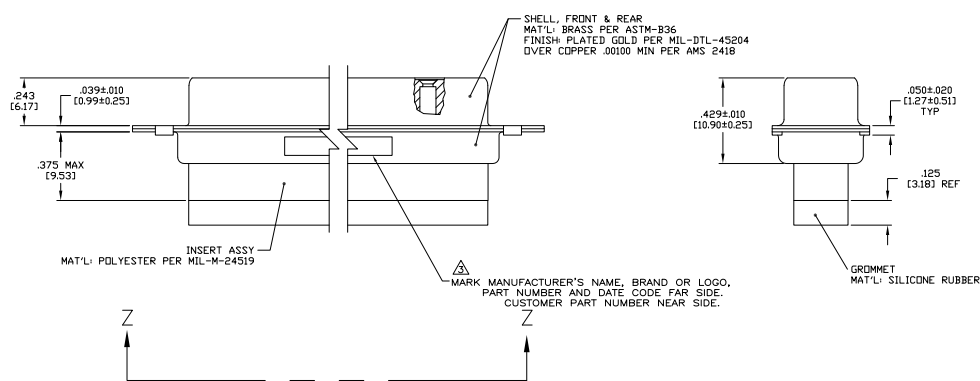
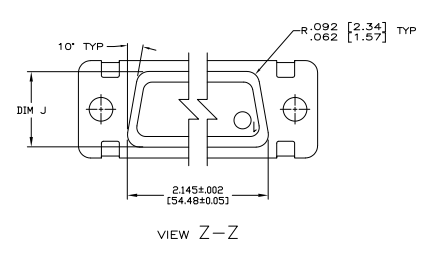
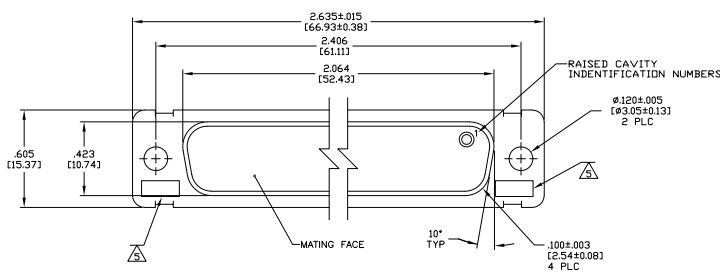


REV	DATE	DESCRIPTION	BY	CHK	APP
DF	DO				
F		REV PER ECO 08-028122			



1. THIS CONNECTOR ASSEMBLY IS SUPPLIED WITH Be Cu CONTACT RETENTION CLIPS INSTALLED IN THE INSERT ASSEMBLY.
  2. THIS CONNECTOR ASSEMBLY MATES WITH ANY PLUG CONNECTOR WITH THE SAME INSERT ARRANGEMENT AND DIMENSIONAL REQUIREMENTS PER MIL-C-24308.
  3. MARKED WITH .047 (1.19)-.062 (1.57) HIGH CHARACTERS. FAR SIDE REFERS TO THE WIDE SIDE OF THE KEYSTONE. NEAR SIDE REFERS TO THE NARROW SIDE OF THE KEYSTONE.
  4. MAXIMUM WIRE INSULATION TO BE USED WITH THIS CONNECTOR ASSEMBLY IS .068 (1.73) DIAMETER.
- ⚠ UL/CSA DESIGNATION MARKED IN THIS AREA.  
 ⚠ SPECIAL REQUIREMENTS PER BOEING IAOI DOCUMENT.  
 ⚠ BUILT TO ORDER, NO INVENTORY OF THIS PART NUMBER IS TO BE KEPT. SINGLE LOT DATE CODE REQUIRED.

REMARKS	CUSTOMER MARKING	PART NUMBER
⚠	1A01-025RHW	1-211637-1
	-	211637-4
⚠	2A014-04CV-001	211637-2
⚠	1A01-025RHA	211637-1

THIS DRAWING IS A CONTROLLED DOCUMENT. **SEE CALLOUTS**

DATE	08/07/99	DRAWN BY	AL	REVISED TO	
DATE	08/07/99	CHKD BY	AL	REVISED TO	
DATE	08/07/99	APP'D BY	AL	REVISED TO	
DATE	08/07/99	APP'D BY	AL	REVISED TO	

THIS DRAWING IS A CONTROLLED DOCUMENT. **SEE CALLOUTS**  
 CUSTOMER DRAWING: A100779 (Q=211637) SIZE: 4.1 1 1 F