THIS DRAWING IS UNPUBLISHED. RELEASED FOR PUBLICATION -.-.-
© COPYRIGHT - - BY TYCO ELECTRONICS CORPORATION. ALL RIGHTS RESERVED.

LOC	DIST
DF	DO

REVISIONS

P	LTR	DESCRIPTION	DATE	DWN	APVD
-	J	REV PER ECO 08-022907	17OCT08	PK	BW

1. THIS RECEPTACLE WILL MATE WITH ANY 44 POSN, SIZE 3 PLUG IN AMPLIMITE SERIES.
2. BE-CU RETENTION CLIPS (44) ARE INCLUDED IN INSERT AND INSTALLED WITH TINES .
3. POINTING TOWARDS MATING FACE
4. CONNECTOR SUPPLIED WITHOUT CONTACTS, SHOWN FOR ILLUSTRATION ONLY
5. OVERALL DIMENSIONS DO NOT INCLUDE RAISED CAVITY ID
6. MARKING:FAR SIDE REFERS TO WIDE SIDE OF KEYSTONE.NEAR SIDE REFERS TO NARROW SIDE OF KEYSTONE
7. 100% INSPECTION REQUIRED PER BOEING 1B01:
   A. VISUAL
   B. DWV
   C. IR
8. CUSTOMER REQUIRES SINGLE LOT DATE CODE.
9. SPECIAL REQUIREMENTS:
   A.TEST TWO CONNECTORS PER LOT FOR COMPLIANCE TO GROMMET PEEL STRENGTH REQUIREMENTS.
   B.TEST ALL CIRCUIT CAVITIES FOR MISALIGNMENT OR EXCESSIVE ADHESIVE.

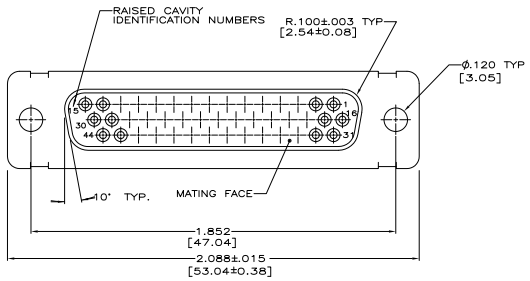

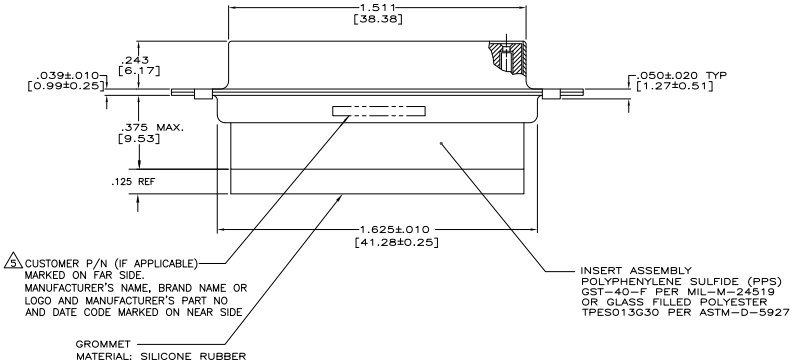

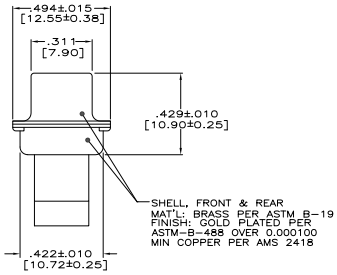

DESCRIPTION	PART NO
AS SHOWN-WITH CUSTOMER PART NO 1B01-027RHW MARKED	1-211669-1
SAME AS -1 EXCEPT NO CUSTOMER MARKING	211669-3
SAME AS -1 EXCEPT WITH CUSTOMER NUMBER 2A065-021V-001 MARKED	211669-2
AS SHOWN-WITH CUSTOMER PART NO 1B01-027 MARKED	211669-1

THIS DRAWING IS A CONTROLLED DOCUMENT.

DIMENSIONS: INCHES
TOLERANCE UNLESS OTHERWISE SPECIFIED:
6 PLC ± -
3 PLC ± -
2 PLC ± -
1 PLC ± .005 [0.13]
ANGLES ± -

MATERIAL: SEE CALLOUTS
FINISH: SEE CALLOUTS

TRN P. YEAGER 26JUN08
CHK D. MILLER 30JUN08
APVD D. MILLER 30JUN08
PRODUCT SPEC —
APPLICATION SPEC —
WEIGHT —

Tyco Electronics
Tyco Electronics Corporation
Harrisburg, PA 17105-3608

NAME
RECEPTACLE ASSEMBLY, AMPLIMITE 44 POSITION, SIZE 3, SERIES 90, NON-MAGNETIC, SPECIAL WITH GROMMET

SIZE	CAGE CODE	DRAWING NO	RESTRICTED TO
A1	00779	C-211669	—

CUSTOMER DRAWING SCALE 4:1 SHEET 1 OF 1 REV J

AMP 4805 REV 31MAR2000

26FEB2007 1:40pm us015412 H:\dpcmsd\211669_1_c.dwg

Downloaded from Elcodis.com electronic components distributor