THIS DRAWING IS UNPUBLISHED. RELEASED FOR PUBLICATION -/- -
© COPYRIGHT – BY TYCO ELECTRONICS CORPORATION. ALL INTERNATIONAL RIGHTS RESERVED.

UOM	DIGIT
DF	DO

REVISIONS

P	LTR	DESCRIPTION	DATE	DRN	APVD
	C	REV PER ECO 08-022908	21OCT08	PK	BW

1. THIS PLUG WILL MATE WITH ANY SIZE 5,78 POSN.. RCPT. IN AMPLIMITE SERIES.
2. CONNECTOR SUPPLIED WITHOUT CONTACTS; SHOWN FOR ILLUSTRATION ONLY.
3. BE-CU RETENTION CLIPS ARE INCLUDED IN INSERTS AND INSTALLED WITH TINES POINTING TOWARDS MATING FACE.
4. OVERALL DIMENSIONS DO NOT INCLUDE RAISED CAVITY IDENTIFICATION.
5. MARKING FAR SIDE REFERS TO WIDE SIDE OF KEYSTONE. NEAR SIDE REFERS TO NARROW SIDE OF KEYSTONE.
6. 100% INSPECTION REQUIRED PER BOEING 1B01:
   A. VISUAL
   B. DWV
   C. IR
7. CUSTOMER REQUIRES SINGLE LOT DATE CODE.

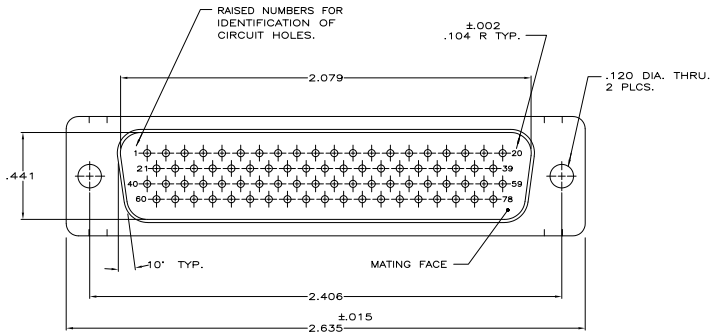

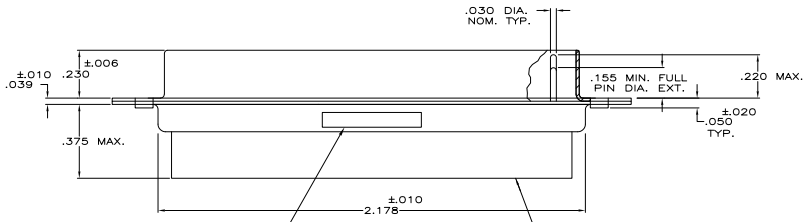

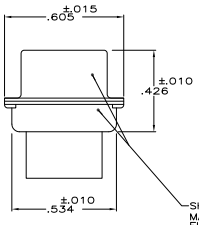

CUSTOMER P/N (IF APPLICABLE) MARKED ON FAR SIDE.
MANUFACTURER'S NAME, BRAND NAME OR LOGO AND MANUFACTURER'S PART NO AND DATE CODE MARKED ON NEAR SIDE

INSERT ASSEMBLY
MAT'L: DIALLYL PHTHALATE PER MIL-M-14, CLASS SDG-F
COLOR: BLUE
OR POLYPHENYLENE SULFIDE (PPS) PER MIL-M-24519, TYPE GST-40F.

SHELL, FRONT & REAR
MAT'L: BRASS PER ASTM B-19
FINISH: GOLD PLATED PER ASTM-B-488 OVER 0.000100 MIN COPPER PER AMS 2418

6	1B01 - 011PHW	1-211653-1
6	1B01 - 011	211653-1
REMARKS	CUSTOMER MARKING	PART NO.

THIS DRAWING IS A CONTROLLED DOCUMENT.

DRN: J.FERDMAN 3/26/04
CK: 4-22-04
APV: B.YOHN 4-23-04
J.BROSCHARD

DIMENSIONS: INCHES
TOLERANCE UNLESS OTHERWISE SPECIFIED:
0 PLC ± –
1 PLC ± –
2 PLC ± .01
3 PLC ± .005
4 PLC ± –
ANGLES ± 0°30'

MATERIAL: SEE CALLOUT
FINISH: SEE CALLOUT

PRODUCT SPEC: –
APPLICATION SPEC: –
WEIGHT: –

Tyco Electronics
Tyco Electronics Corporation
Harrisburg, PA 17105-3608

NAME: PLUG ASS'Y, AMPLIMITE, 78 POSN., SIZE 5, SERIES 90 NON-MAGNETIC

SIZE: A1 CAGE CODE: 00779 DRAWING NO: C-211653 RESTRICTED TO: –

CUSTOMER DRAWING SCALE: NTS SHEET 1 OF 1 REV: C

Downloaded from Elcodis.com electronic components distributor