

4

3


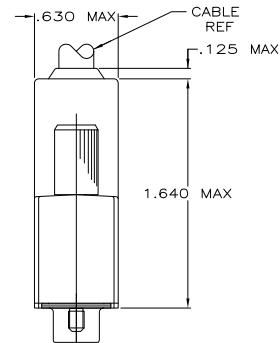
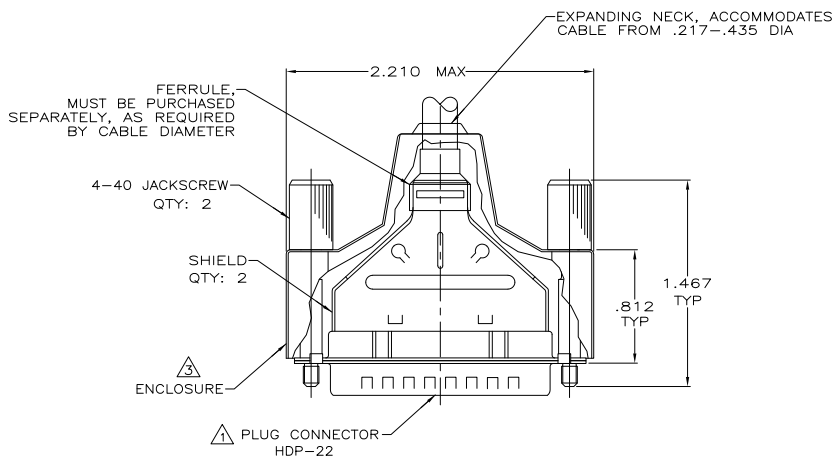
2

1

THIS DRAWING IS UNPUBLISHED. RELEASED FOR PUBLICATION
 © COPYRIGHT BY TYCO ELECTRONICS CORPORATION. ALL RIGHTS RESERVED.

LOC	DIST	REVISIONS					
GP	00	P	LTR	DESCRIPTION	DATE	BY	APPD
		A		REVISED PER ECO-08-003213	05FEB08	BM	CR

- ⚠️ PLUG ACCEPTS 22 DF PIN CONTACTS. CONTACTS MUST BE PURCHASED SEPERATELY.
- 2. ALL PARTS SHIPPED UNASSEMBLED, EACH PART INDIVIDUALLY BULK PACKED.
- ⚠️ MATERIAL: FLAME RETARDANT 94V-0 RATED, STYRENE POLYOLEFIN OR PVC, BLACK.
- ⚠️ MATERIAL:
INSERTS: FLAME RETARDANT 94V-0 RATED, GLASS FILLED NYLON OR POLYESTER, BLACK.
- ⚠️ MATERIAL:
SHELL & SHIELD: CARBON STEEL
- ⚠️ FINISH:
SHELL & SHIELD: .000200 MIN TIN PLATE OVER .000100 MIN. COPPER UNDERPLATE.
- ⚠️ FINISH:
JACKSCREW: ZINC PHOSPHATE COATING, BLACK.
- ⚠️ MATERIAL:
JACKSCREW: ZINC ALLOY.



1658680-1

PART
NUMBER

DIMENSIONS:		TOLERANCES UNLESS OTHERWISE SPECIFIED:		TYCO ELECTRONICS CORPORATION	
INCHES		0 PLC ± .005	1 PLC ± .005	2 PLC ± .005	3 PLC ± .005
ANGLES		± .5°		± .5°	
MATERIAL		FINISH		RESTRICTED TO	
4		5		6	
CUSTOMER DRAWING		SCALE: 2:1		SHEET 1 of 1 REV A	

DRN	02JAN04	02JAN04	02JAN04
L. BAUM			
S. BOLASH			
M. WALMSLEY			
108-1268			
114-10001			
A2	00779	C=1658680	

THIS DRAWING IS A CONTROLLED DOCUMENT.

TYCO ELECTRONICS CORPORATION
 Harrisburg, PA 17105-3608

SHIELDING ENCLOSURE KIT,
 PLUG, SIZE 3, 44 POSN,
 HDP-22, AMPLIMITE™