


COMBINATION D-SUB CONTACTS

Coaxial contacts – Angled – PCB termination – 3 solder pins



RoHS compliant – CSA listed, File No.: LR 115000-1–UL listed, File No.: E 228329

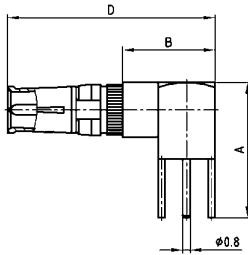
DESCRIPTION

- 50 and 75 Ω design
- Contact platings:
 - .051 μ" / 1.3 μm Au mating side inner conductor / .032 μ" / 0.8 μm Au outer conductor
 - .008 μ" / 0.2 μm Au mating side inner- and outer conductor
- Quality class 1: 500 mating cycles (gold plated)

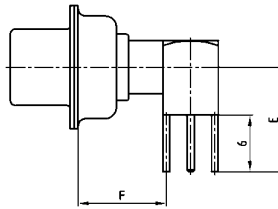
PRODUCT DRAWING

50 Ω version

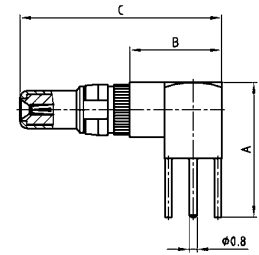
Socket contact



Installation dimension

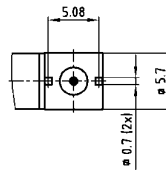
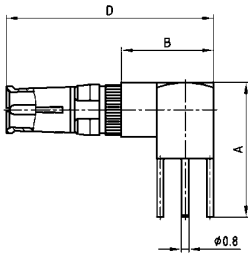


Plug contact

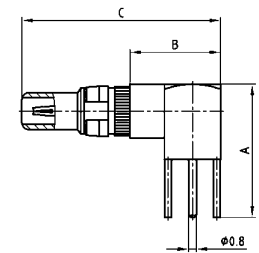


75 Ω version

Socket contact



Plug contact



Shell size	A	B	C	D	E	F
1-4	13.80	9.30	20.70	21.20	11.00	9.30
5	16.80	11.80	23.20	23.70	14.00	11.80

ORDER DATA

SOCKET CONTACT .051 μ" / 1.3 μm Au INNER / .032 μ" / 0.8 μm Au OUTER CONDUCTOR			
Contact type	Shell size	Termination*	Part Number
Socket 50 Ω	1-4	78	132 J 25019 X
Socket 50 Ω	5	79	132 J 25029 X
Socket 75 Ω	1-4	88	132 J 35019 X
Socket 75 Ω	5	89	132 J 35029 X

PLUG CONTACT .051 μ" / 1.3 μm Au INNER / .032 μ" / 0.8 μm Au OUTER CONDUCTOR			
Contact type	Shell size	Termination*	Part Number
Plug 50 Ω	1-4	78	131 J 25019 X
Plug 50 Ω	5	79	131 J 25029 X
Plug 75 Ω	1-4	88	131 J 35019 X
Plug 75 Ω	5	89	131 J 35029 X

SOCKET CONTACT .008 μ" / 0.2 μm Au INNER- AND OUTER CONDUCTOR			
Contact type	Shell size	Termination*	Part Number
Socket 50 Ω	1-4	G9	132 A 25019 X
Socket 50 Ω	5	H1	132 A 25029 X
Socket 75 Ω	1-4	H2	132 A 35019 X
Socket 75 Ω	5	H3	132 A 35029 X

PLUG CONTACT .008 μ" / 0.2 μm Au INNER- AND OUTER CONDUCTOR			
Contact type	Shell size	Termination*	Part Number
Plug 50 Ω	1-4	G9	131 A 25019 X
Plug 50 Ω	5	H1	131 A 25029 X
Plug 75 Ω	1-4	H2	131 A 35019 X
Plug 75 Ω	5	H3	131 A 35029 X

*Code use with part number creator