

4

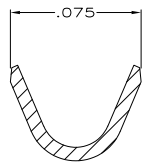
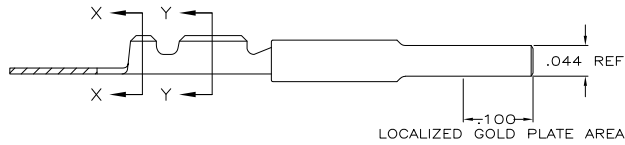
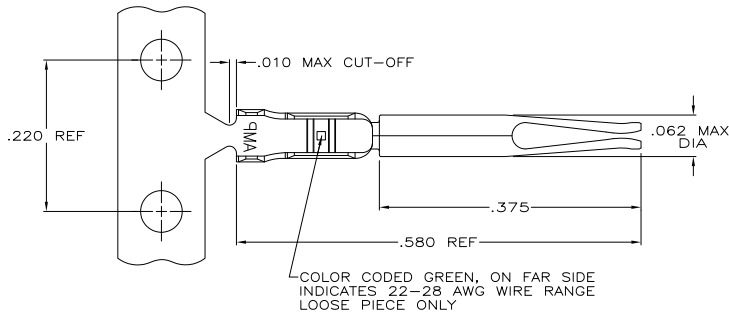
3

2

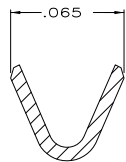
1

THIS DRAWING IS UNPUBLISHED. RELEASED FOR PUBLICATION  
 © COPYRIGHT - By - ALL RIGHTS RESERVED.

LOC	DIST	REVISIONS					
GP	00	P	LTR	DESCRIPTION	DATE	BY	APPD
		H1		REVISED PER ECO-11-004835	11MAR11	RK	HMR



SECTION X-X  
INSULATION BARREL



SECTION Y-Y  
WIRE BARREL

- △ FOR MINI APPLICATOR.
- △ FOR HAND TOOL USE ONLY.
- 3. WIRE RANGE OF 22-28, INSULATION RANGE OF .030-.040.
- △ GOLD PLATING PER MIL-G-45204, NICKEL PLATING PER QQ-N-290, TIN PLATING PER MIL-T-10727.
- △ PLATED WITH .000030 GOLD IN LOCALIZED GOLD PLATE AREA, TIN PLATED WIRE BARRELS, OVER .000050 NICKEL.
- △ PLATED WITH GOLD FLASH IN LOCALIZED GOLD PLATE AREA, TIN PLATED WIRE BARRELS, OVER .000030 NICKEL.
- △ PLATED WITH .000050 GOLD ON INSIDE OF LOCALIZED GOLD PLATE AREA, .000050 GOLD ON REMAINDER, ALL OVER .000050 NICKEL UNDERPLATE.
- △ GOLD PLATING ON THE CARRIER STRIP IS NOT REQUIRED.
- △ OBSOLETE.

SMALL PACK	△	△	748610-7	△	1-748610-1
-	△	△	748610-9	△	748610-8
STANDARD	△	△	748610-7	△	748610-5
-	△	△	748610-4	△	748610-2
PACKAGING	FINISH	△	LOOSE PIECE	△	PART NUMBER

DIMENSIONS:		OTHER DIMENSIONS:		APPROVALS:		TE Connectivity	
INCHES		OTHER DIMENSIONS:		DRN	C. RICHARD	1-12-08	
0 PLG ± .005 1 PLG ± .005 2 PLG ± .005 3 PLG ± .005 4 PLG ± .005 ANGLES ± 0.30°		DIMENSIONS: INCHES		CHK	W. LENKER	1-14-08	
MATERIAL: PHOS BRONZE PER QQ-B-750		FINISH: SEE TABLE		APPD	V. KUMAR	1-19-08	
WEIGHT: -		APPLICATION SPEC: -		PRODUCT SPEC: - APPLICATION SPEC: - WEIGHT: -		NAME: - SIZE: A2 CASE CODE: 00779 DRAWING NO: C=748610	
CUSTOMER DRAWING				SCALE: 10:1		SHEET: 1 of 1	