

4

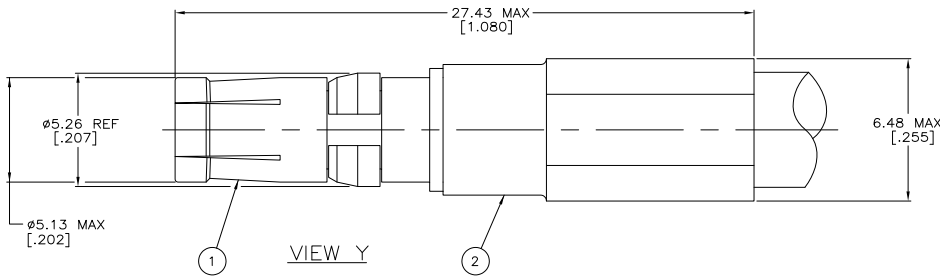
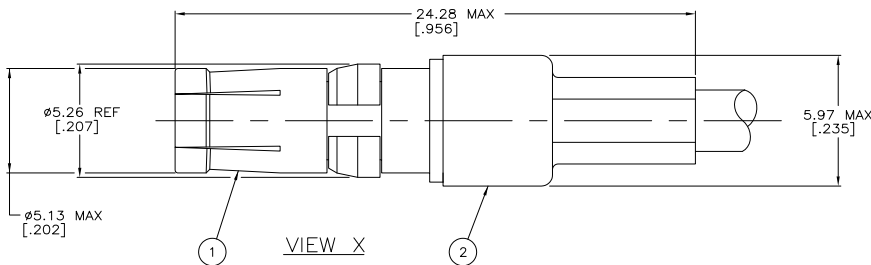
3

2

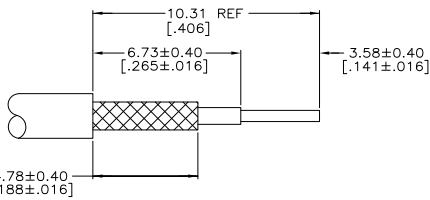
1

THIS DRAWING IS UNPUBLISHED. RELEASED FOR PUBLICATION. - N/A -
© COPYRIGHT N/A By - ALL RIGHTS RESERVED.

LOC	DIST	REVISIONS				
DF	XO	F	LR	DATE	BY	APP'D
		R1		REVISED PER ECO-11-005030	11MAR11	RK HMR



- 1. FOR USE WITH: RG-142/U, 142A/U, 142B/U, 58A/U & 400/U, BELDIN 9246
- 2. SEE I.S. 6755.
- 3. USE HAND TOOL: 69710-2
PNEUMATIC TOOL: 69365-8
EXTRACTION TOOL: 58095-1
- 4. IMPEDANCE: 31 OHMS APPROXIMATELY.



RECOMMENDED STRIP LENGTH

58212-1		9-221357-0	5-221358-1	Y	5-228596-4
59993-1	RG-179/U,179A/U,179B/U,187/U & 187A/U	9-228603-0	5-1757117-2	X	5-228596-2
59993-1	RG-174/U,188/U & 316/U	9-228603-0	5-1757117-1	X	5-228596-1
59993-1	RG-178/U,178A/U & 178B/U	221824-3	228622-3	X	228596-5
58212-1		221205-3	221358-1	Y	228596-4
59993-1	RG-188 TYPE DOUBLE BRAIDED	221205-3	228622-1	X	228596-3
59993-1	RG-179/U,179A/U,179B/U,187/U & 187A/U	228603-3	1757117-2	X	228596-2
59993-1	RG-174/U,188/U & 316/U	228603-3	1757117-1	X	228596-1
DIE SET	USE WITH CABLE	2 FERRULE	1 SOCKET ASSY	VIEW	PART NUMBER

THIS DRAWING IS A CONTROLLED DOCUMENT.

DESIGNED BY: S. WERNER	DATE: 20-AUG-91
CHECKED BY: D. DOYE	DATE: 20-AUG-91
APPROVED BY: D. DOYE	DATE: 20-AUG-91
PRODUCT SPEC: -	
APPLICATION SPEC: -	
WEIGHT: -	

MATERIAL: - FINISH: -

TE Connectivity

SOCKET STRAIGHT SIZE 8

SIZE: A2 00779 C=228596

CUSTOMER DRAWING SCALE: 8:1 SHEET: 1 of 1 REV: R1