

4

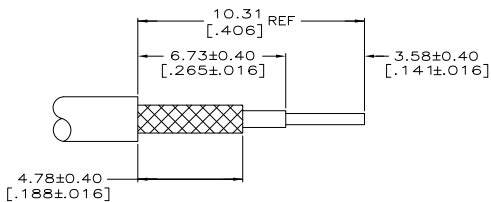
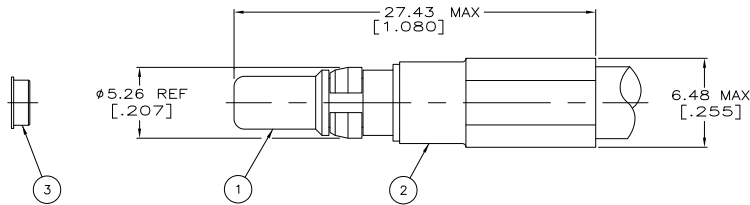
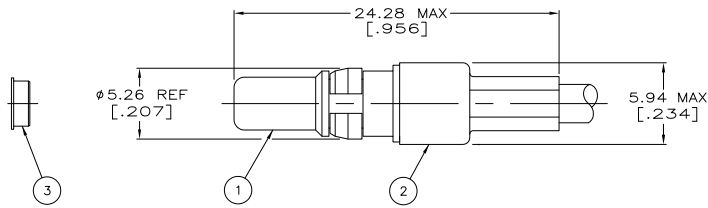
3

2

1

THIS DRAWING IS UNPUBLISHED. RELEASED FOR PUBLICATION - N/A.  
 © COPYRIGHT N/A. BY - ALL RIGHTS RESERVED.

LOC	DIST	REVISIONS					
DF	XO	P	LTR	DESCRIPTION	DATE	BY	APPD
		P1		REVISED PER ECO-11-005030	11MAR11	RK	HMR



- △ FOR USE WITH: RG-142/U, 142A/U, 142B/U, 58A/U & 400/U, BELDIN 9246 CABLE.
- 2. SEE I.S. 6755.
- 3. USE HAND TOOL: 69710-2. PNEUMATIC TOOL: 69365-8.
- 3. EXTRACTION TOOL: 58095-1.
- 4. ITEM #3 IS USED TO STABILIZE THE CRIMPED CONNECTOR IN THE HOUSING CAVITY, OTHERWISE DISCARD.
- 5. IMPEDANCE: 33 OHMS APPROXIMATELY.

59993-1	RG-178/U,178A/U & 178B/U	228616-1	5-221824-3	5-228624-3	X	5-228618-5
58212-1	△	228616-1	9-221357-0	221354-1	Y	5-228618-4
59993-1	RG-179/U,179A/U,179B/U,187/U & 187A/U	228616-1	9-228603-0	5-228624-2	X	5-228618-2
59993-1	RG-174/U,188/U & 316/U	228616-1	9-228603-0	5-228624-1	X	5-228618-1
59993-1	RG-174/U,188A/U & 316/U	228616-1	228603-3	228624-4	X	228618-6
59993-1	RG-178/U,178A/U & 178B/U	228616-1	221824-3	228624-3	X	228618-5
58212-1	△	228616-1	221357-3	221354-1	Y	228618-4
59993-1	RG-188 TYPE DOUBLE BRAID	228616-1	221205-3	228624-1	X	228618-3
59993-1	RG-179/U,179A/U,179B/U,187/U & 187A/U	228616-1	228603-3	228624-2	X	228618-2
59993-1	RG-174/U,188/U & 316/U	228616-1	228603-3	228624-1	X	228618-1
VIEW	USE WITH CABLE	③ ALIGNMENT RING QTY=1	② FERRULE QTY=1	① PIN ASSY QTY=1	VIEW	PART NUMBER

THIS DRAWING IS A CONTROLLED DOCUMENT.

DESIGNED BY: S. WERNER	DATE: 26-AUG-91
CHECKED BY: D. DOYE	DATE: 26-AUG-91
APPROVED BY: D. DOYE	DATE: 26-AUG-91
PRODUCT SPEC: PIN, STRAIGHT, SIZE 8	
APPLICATION SPEC: -	SIZE: A2
WEIGHT: -	CAGE CODE: 00779
MATERIAL: -	FINISH: -
CUSTOMER DRAWING	

TE Connectivity  
 PIN, STRAIGHT, SIZE 8  
 SCALE: 5:1 SHEET 1 of 1 REV P1

1471-9 (3/11)

228618

A