

4

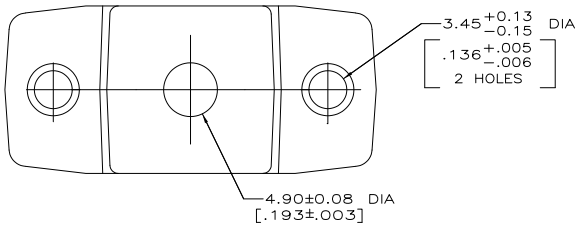
3

2

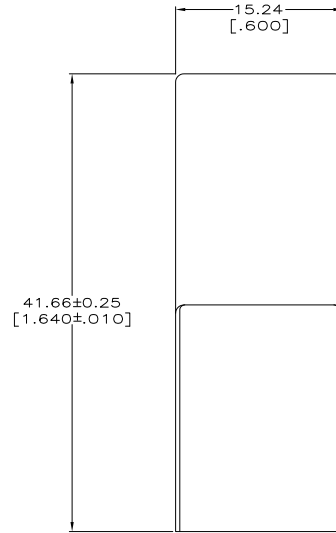
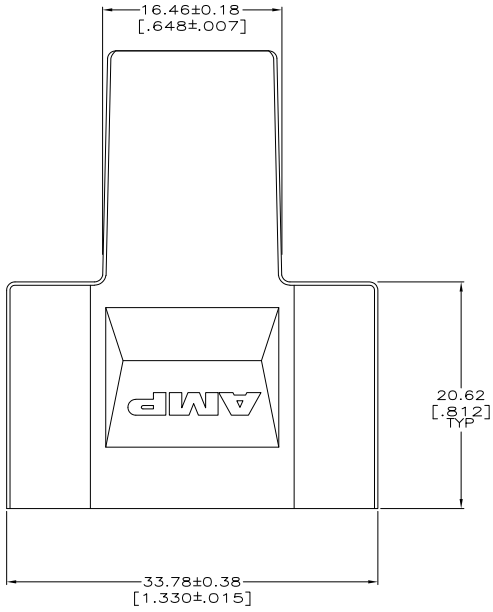
1

THIS DRAWING IS UNPUBLISHED. RELEASED FOR PUBLICATION.
 © COPYRIGHT BY TYCO ELECTRONICS CORPORATION. ALL RIGHTS RESERVED.

LOC		DIST		REVISIONS			
F	LR	DESCRIPTION	DATE	BY	APPD		
GP	00	A1	REVISED PER ECO-07-021416	13SEP07	JDP	CWR	



△ MATERIAL: PVC, UL94 V-0.



GREY	747932-5
BLACK	747932-1
COLOR	PART NUMBER

THIS DRAWING IS A CONTROLLED DOCUMENT.		DATE	BY	APPROVED
DIMENSIONS: mm [INCHES]		10/19/92	DM	
TOLERANCES UNLESS OTHERWISE SPECIFIED:		10/19/92	CK	
0 PLC	± .005	10/20/92	DR	
1 PLC	± .005		APPC	
2 PLC	± .010		NAME	
3 PLC	± .015 (.005)			
4 PLC	± .020			
ANGLES	± .005			
FINISH				
MATERIAL		APPLICATION SPEC: 114-40009	SIZE	CAGE CODE
FINISH		WEIGHT	A2	00779
△		CUSTOMER DRAWING	C=747932	
			SCALE	4:1
			SHEET	1 of 1
			REV	A1

AMP 1471-9 REV 31MMR2000

747932

A