

4

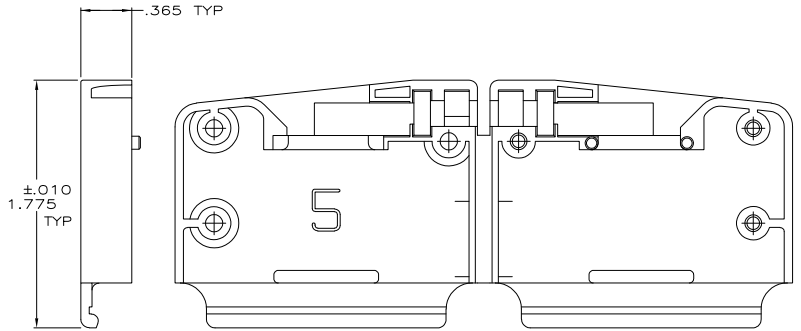
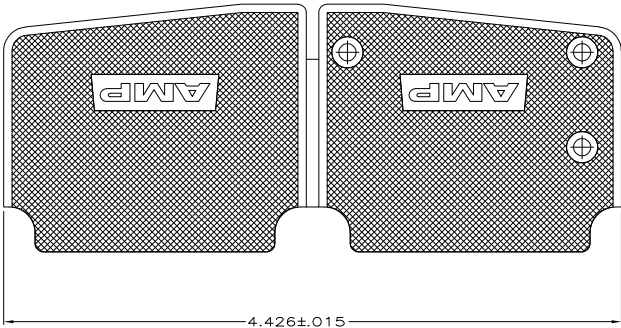
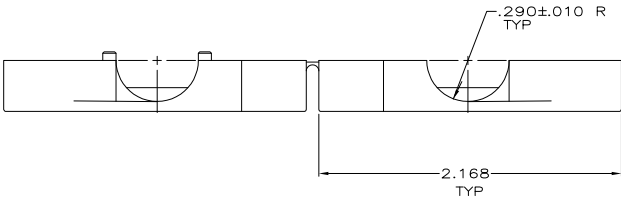
3

2

1

THIS DRAWING IS UNPUBLISHED. RELEASED FOR PUBLICATION  
 © COPYRIGHT BY TYCO ELECTRONICS CORPORATION. ALL RIGHTS RESERVED.

LOC	DIST	REVISIONS			
P	LTR	DESCRIPTION	DATE	BY	APP
BD	39				
	D	REVISED PER ECN 0513-03M-05	21 JUN 06	JDP	CWR



△ POLYPROPYLENE, BLACK.

205724-1  
PART NUMBER

THIS DRAWING IS A CONTROLLED DOCUMENT.		DWG J. McCLINTON 3-17-89 CHK STONE 3-21-89 R APD PRODUCT SPEC APPLICATION SPEC HEIGHT CUSTOMER DRAWING	<b>Tyco Electronics</b> Tyco Electronics Corporation Harrisburg, PA 17105-3608 CABLE CLAMP, SIZE 5, 45 DEGREE SIZE CAGE CODE DRAWING NO A2 00779 C-205724 SCALE 2:1 SHEET 1 of 1 REV D	RESTRICTED TO
DIMENSIONS:	DIMENSIONS: INCHES DECIMALS: 1/1000 FRACTIONS: 1/16, 1/8, 3/16, 1/4, 3/8, 1/2, 5/8, 3/4, 7/8 ANGLES: 1/2, 1, 1.5, 2, 2.5, 3, 4, 6, 8, 10, 15, 30, 45, 60, 90, 120, 150, 180			

AMP 1471-9 REV 31MM2000

205724

A