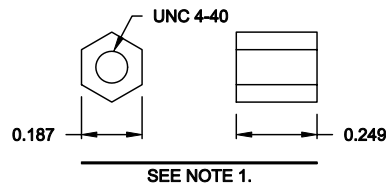
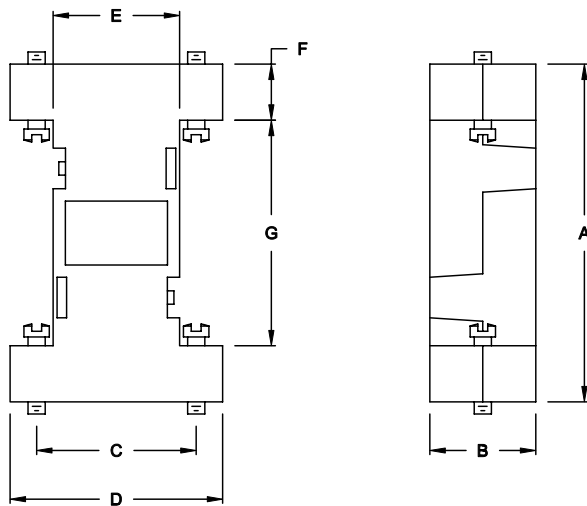


DESCRIPTION: STRAIGHT, SNAP TOGETHER - GRAY & BLACK PLASTIC

**SPECIFICATIONS:**

MATERIAL: A.B.S. UL94-HB

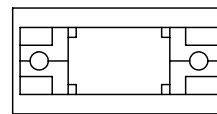


**BACKSHELL KIT INCLUDES:**

- (2) BACKSHELL HALVES
- (4) JACKSCREWS

**NOTE:**

1. IF REQUIRED, COUPLING FOR FEMALE CONNECTOR, P/N 160-000-006R032, MUST BE ORDERED SEPARATELY



**957-YYY-010RYY1**

SERIES \_\_\_\_\_  
 POSITIONS \_\_\_\_\_  
 009 \_\_\_\_\_  
 015 \_\_\_\_\_  
 025 \_\_\_\_\_  
 MATERIAL \_\_\_\_\_  
 010 = PLASTIC \_\_\_\_\_  
 RoHS COMPLIANT \_\_\_\_\_  
 COLOR \_\_\_\_\_  
 01 = BLACK \_\_\_\_\_  
 03 = GRAY \_\_\_\_\_  
 PUT-UP \_\_\_\_\_  
 1 = KIT \_\_\_\_\_

**DIMENSIONS (IN.)**

No. OF PINS	A	B	C	D	E	F	G
09	2.083	0.653	0.984	1.311	0.780	0.346	1.390
15	2.047	0.630	1.311	1.614	1.087	0.354	1.339
25	2.087	0.638	1.852	2.177	1.654	0.351	1.386

**DO NOT SCALE FROM DRAWING**

**RoHS COMPLIANT**

	THESE DRAWINGS AND SPECIFICATIONS ARE THE PROPERTY OF NorComp AND SHALL NOT BE REPRODUCED, COPIED OR USED AS THE BASIS FOR THE MANUFACTURE OF SALE OF APPARATUS WITHOUT WRITTEN PERMISSION.		DRAWN: <b>C. SMITH</b>	DATE: <b>05-09-07</b>
			CHECKED:	DATE:
<b>NorComp</b>		SCALE: <b>1:1</b>	SHEET <b>1</b>	OF <b>1</b>
		DWG NO. <b>957-YYY-010RYY1</b>		