

4

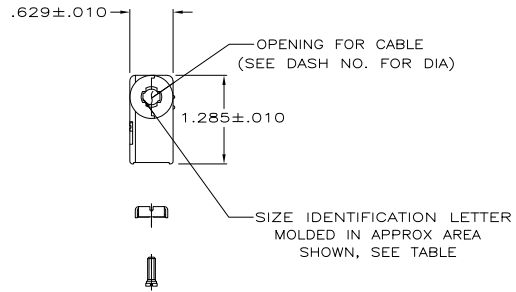
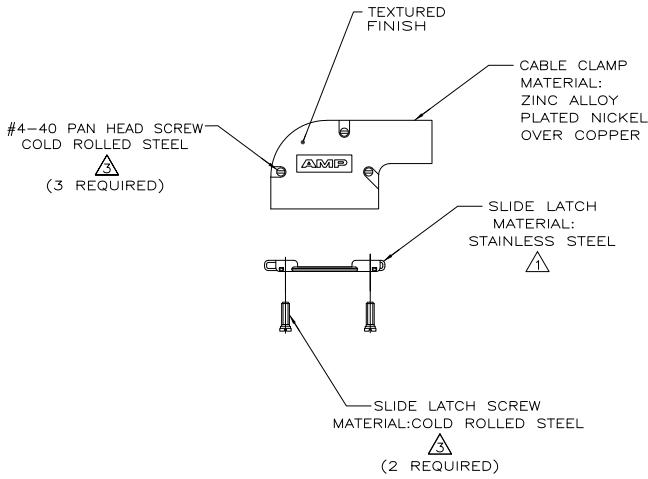
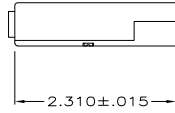
3

2

1

THIS DRAWING IS UNPUBLISHED. RELEASED FOR PUBLICATION  
 © COPYRIGHT - By - ALL RIGHTS RESERVED.

LOC		DIST		REVISIONS		
P	LTR	DESCRIPTION	DATE	BY	APPD	
GP	00					
P		REVISED PER ECO-11-004835	11MAR11	RK	HMR	



- ⚠ KIT INCLUDES SLIDE LATCH & SCREWS.
- 2. ALL PARTS PACKAGED UNASSEMBLED.
- ⚠ ZINC PLATED .000200-.000400 THICK, CLEAR CHROMATE COATING.

B	.225	5745652-4
E	.300	5745652-3
H	.375	5745652-2
K	.430	5745652-1
NECK IDENT		CABLE DIA
		PART NO.

**COPYRIGHT 2005  
 TE CONNECTIVITY CORP  
 ALL RIGHTS RESERVED**

THIS DRAWING IS A CONTROLLED DOCUMENT.		BY	DATE	TE Connectivity
DIMENSIONS: INCHES		D. HENRY	8-13-05	CABLE CLAMP KIT, SIZE 2, 15 POSITION, 90 DEG, AMPLIMITE SERIES
TOLERANCES UNLESS OTHERWISE SPECIFIED:		C. ROHDE	8-13-05	
0 PLC ± .005		M. WALMSLEY	8-13-05	RESTRICTED TO
1 PLC ± .005				
2 PLC ± .005		APPLICATION SPEC		SCALE 1:1 SHEET 1 of 1 REV P
3 PLC ± .005		PRODUCT SPEC		
4 PLC ± .005		HEIGHT		
ANGLES ± .5°		CUSTOMER DRAWING		
MATERIAL SEE CALLOUTS		SIZE	CAGE CODE	DRAWING NO
FINISH SEE CALLOUTS		A2	00779	C=5745652