

4

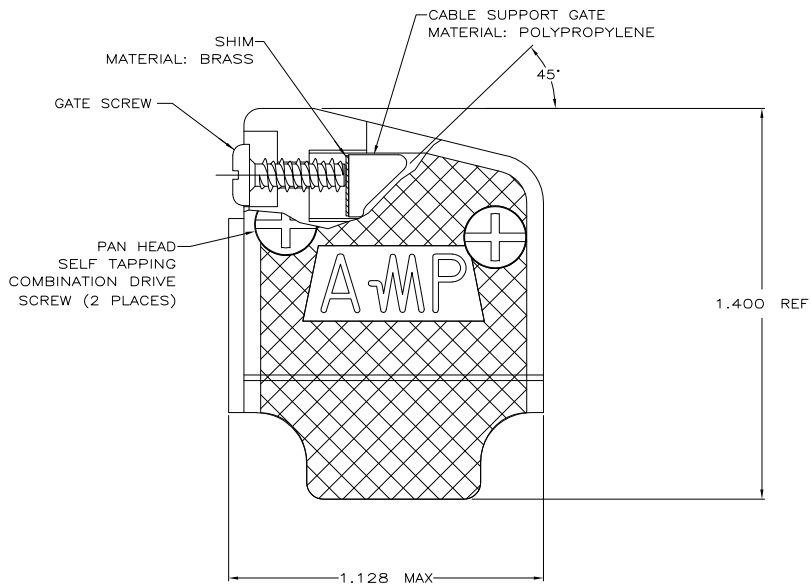
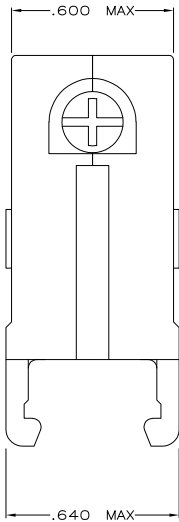
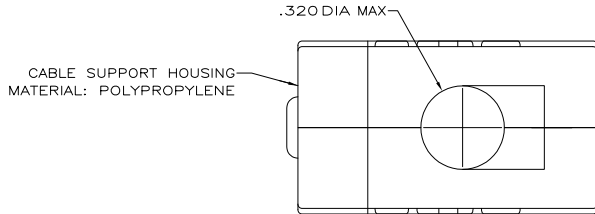
3

2

1

THIS DRAWING IS UNPUBLISHED. RELEASED FOR PUBLICATION. COPYRIGHT 2006 BY TYCO ELECTRONICS CORPORATION. ALL RIGHTS RESERVED.

LOC	DIST	REVISIONS			
GP	00	F	LR	DATE	DRN
		0		RELEASED PER EC 0513-0221-05	RR JG



1. PARTS ARE PACKAGED UNASSEMBLED.

2. GATE: BLACK ZINC PHOSPHATE.
SELF TAPPING: ZINC PLATED, CLEAR CHROMATE COATING.

5206393-1
PART NUMBER

THIS DRAWING IS A CONTROLLED DOCUMENT.		DRN R. RICHARDSON 31AUG05	Tyco Electronics Corporation Harrisburg, PA 17105-3608	
DIMENSIONS: INCHES		CHK C. ROHDE 31AUG05	Tyco Electronics	
TOLERANCES UNLESS OTHERWISE SPECIFIED:		APP M. MALMSLEY 31AUG05	NAME	
Ø	PLC	±	PRODUCT SPEC	
1	PLC	±	APPLICATION SPEC	
2	PLC	±	SIZE	CAGE CODE (DRAWING ID)
3	PLC	±	A2	00779
4	PLC	±	C=	5206393
ANGLES	±	°	RESTRICTED TO	
MATERIAL	SEE CALLOUTS	FINISH	SCREWS	△
		CUSTOMER DRAWING		SCALE: 4:1 SHEET: 1 of 1 REV: 0

AMP 1471-9 REV 31MAR0200

13MAR06 8:37am us012439 H:\dmod\5206393_1-c.dwg