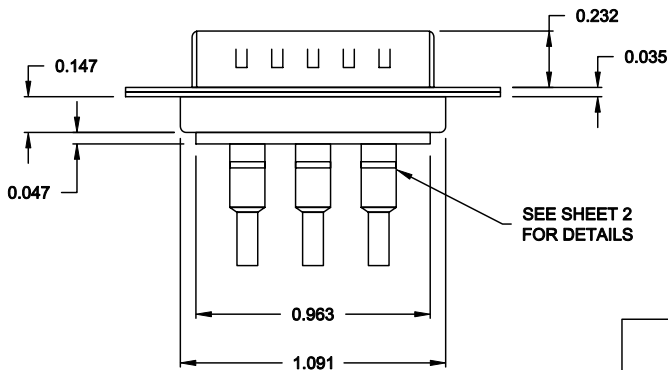
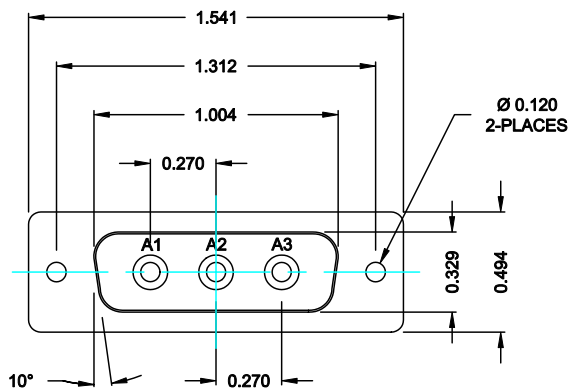


DESCRIPTION: COAXIAL - SOLDER CUP - MALE



SPECIFICATIONS:

ELECTRICAL:

INSULATOR RESISTANCE: 5,000 MegOHMS Min.
 DIELECTRIC WITHSTANDING: 1,000VAC r.m.s.
 OPERATING TEMPERATURE: -55° C ~ +125° C
 CONTACT RESISTANCE: 30 Milliohms Max.
 COAXIAL PINS: 75 OHM

MECHANICAL:

CONTACT INSERTION FORCE: 4.5 Kg Max.
 CONTACT SEPARATOR FORCE: 0.3Kg Min.


MATERIALS:

CONTACTS: BRASS
 INSULATOR: PBT UL94V-0 RATED,
 230°C PROCESS TEMP.
 SHELL: STEEL
 FINISH: NICKEL
 SHELL: NICKEL

6823W3103L001

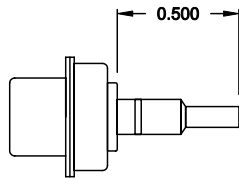
00 = 75 OHM COAXIAL

RoHS COMPLIANT

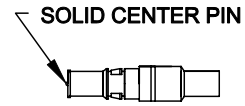
	THESE DRAWINGS AND SPECIFICATIONS ARE THE PROPERTY OF NorComp AND SHALL NOT BE REPRODUCED, COPIED OR USED AS THE BASIS FOR THE MANUFACTURE OF SALE OF APPARATUS WITHOUT WRITTEN PERMISSION.		DRAWN: C. SMITH	DATE: 09-21-06
			CHECKED: X	DATE: X
	NorComp		SCALE: N.T.S.	SHEET 1 OF 2
		DWG NO. 6823W3103L001		

DESCRIPTION: 682 SERIES CONTACTS

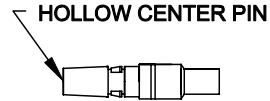
NOTE:
COAXIAL CONTACTS SUPPLIED - NOT PRE-LOADED.



COAXIAL CONTACT
ACCEPTS 75 OHM COAX, RG179/U




FEMALE COAXIAL CONTACT



MALE COAXIAL CONTACT

RoHS COMPLIANT

	THESE DRAWINGS AND SPECIFICATIONS ARE THE PROPERTY OF NorComp AND SHALL NOT BE REPRODUCED, COPIED OR USED AS THE BASIS FOR THE MANUFACTURE OF APPARATUS WITHOUT WRITTEN PERMISSION.	DRAWN:	C. SMITH	DATE:	09-21-06			
		CHECKED:	X	DATE:	X			
NorComp	SCALE:	N.T.S.	SHEET	2	OF	2	REV	1
	DWG NO.	6823W3103L001						