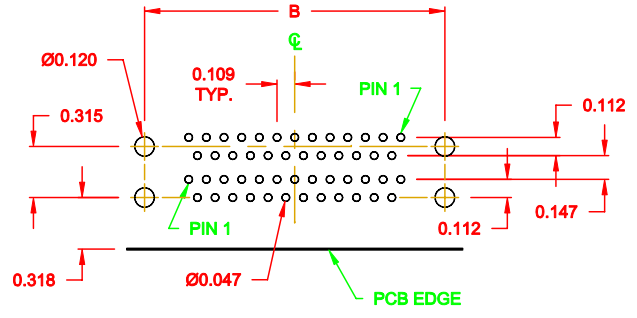
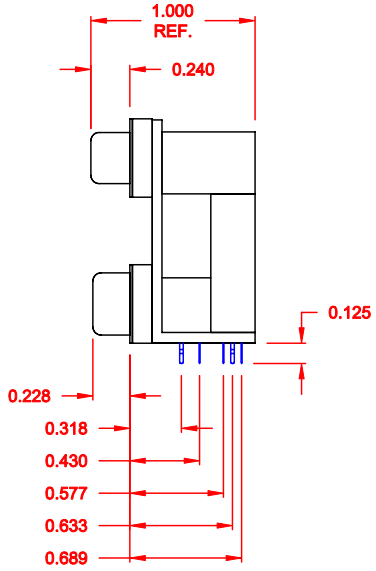
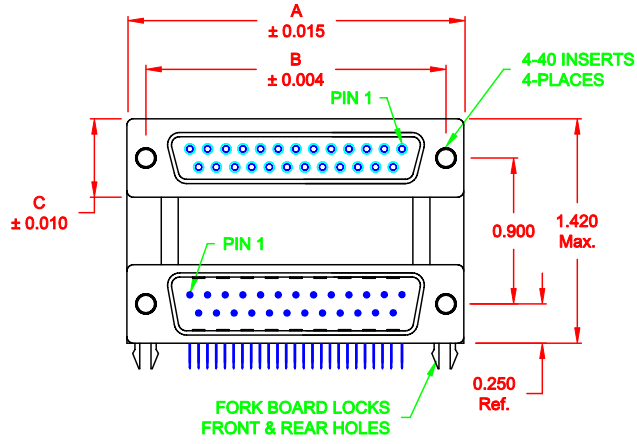


DESCRIPTION: 0.900 CENTER DUAL PORT D-SUB - FEMALE OVER MALE

25 PIN SHOWN

| DIMENSIONS (IN.) |       |       |       |       |
|------------------|-------|-------|-------|-------|
|                  | 9     | 15    | 25    | 37    |
| A                | 1.204 | 1.535 | 2.078 | 2.724 |
| B                | 0.984 | 1.312 | 1.850 | 2.500 |
| C                | 0.494 | 0.494 | 0.494 | 0.494 |



RECOMMENDED PCB LAYOUT

**SPECIFICATION:**

**MATERIAL:**  
 SHELL: STEEL, NICKEL PLATED  
 INSULATOR: UL 94V-0 RATED, BLACK PA9T, 280° PROCESS TEMP.  
 CONTACTS: BRASS  
 CONTACT PLATING: GOLD PLATED ENTIRE CONTACT

**ELECTRICAL:**  
 INSULATOR RESISTANCE: 1,000 Ohms Min.  
 DIELECTRIC STRENGTH: 1,000VAC RMS  
 CURRENT RATING: 5 AMPS  
 OPERATING TEMPERATURE: -55° C TO 105° C

179-YYY-313R491

- SERIES \_\_\_\_\_
- POSITIONS \_\_\_\_\_
- 009 \_\_\_\_\_
- 015 \_\_\_\_\_
- 025 \_\_\_\_\_
- 037 \_\_\_\_\_
- GENDER \_\_\_\_\_
- 31 = FEMALE OVER MALE
- 41 = MALE OVER FEMALE
- 51 = FEMALE OVER FEMALE
- 61 = MALE OVER MALE
- SHELL PLATING \_\_\_\_\_
- 3 = NICKEL
- RoHS COMPLIANT (HIGH TEMP. PROCESS) \_\_\_\_\_
- HARDWARE OPTIONS \_\_\_\_\_
- 49 = 4-40 INSERTS/BOARD LOCKS
- PLATING OPTIONS \_\_\_\_\_
- 1 = GOLD FLASH

DO NOT SCALE FROM DRAWING

|                  |   |                         |                 |                |
|------------------|---|-------------------------|-----------------|----------------|
|                  | THESE DRAWINGS AND SPECIFICATIONS ARE THE PROPERTY OF NorComp AND SHALL NOT BE REPRODUCED, COPIED OR USED AS THE BASIS FOR THE MANUFACTURE OR SALE OF APPARATUS WITHOUT WRITTEN PERMISSION. |                         | DRAWN: C. SMITH | DATE: 03-30-07 |
|                  |   |                         | CHECKED:        | DATE:          |
| <h1>NorComp</h1> |   | SCALE: 1:1              | SHEET 1 OF 1    | REV 4          |
|                  |   | DWG NO. 179-YYY-313R491 |                 |                |

RoHS COMPLIANT