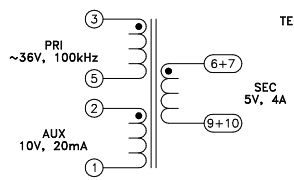
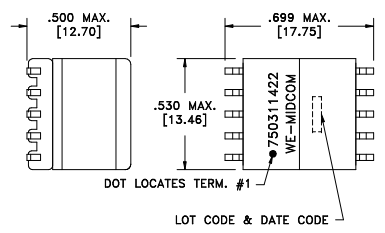
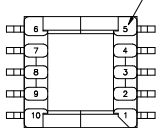


CUSTOMER TERMINAL	RoHS	LEAD(Pb)-FREE
Sn96%, Ag4%	Yes	Yes

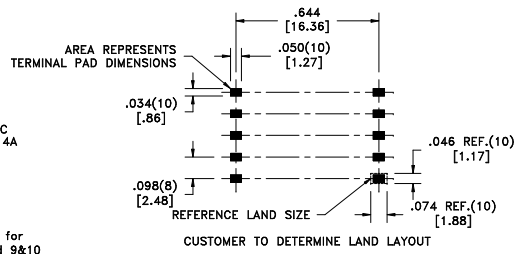
more than you expect



TERM. NO.'s FOR REF. ONLY



Application of the transformer allows for the leadwires between terminals 6&7 and 9&10 to solder bridge



ELECTRICAL SPECIFICATIONS @ 25°C unless otherwise noted:

PARAMETER	TEST CONDITIONS	VALUE
D.C. RESISTANCE	1-2 @20°C	0.145 ohms ±10%
D.C. RESISTANCE	3-5 @20°C	0.080 ohms ±20%
D.C. RESISTANCE	6-9 tie(6+7, 9+10), @20°C	0.008 ohms ±20%
INDUCTANCE	3-5 10kHz, 100mVAC, Ls	50uH ±10%
SATURATION CURRENT	20% rolloff from initial	3.3A
LEAKAGE INDUCTANCE	3-5 tie(1+2, 6+7+9+10), 100kHz, 100mVAC, Ls	600nH typ., 1.2uH max.
DIELECTRIC	1-9 tie(2+3, 6+7), 1875VAC, 1 second	1500VAC, 1 minute
DIELECTRIC	1-5 625VAC, 1 second	500VAC, 1 minute
URNS RATIO	(3-5):(2-1)	2.5:1, ±1%
URNS RATIO	(3-5):(6-9), tie(6+7, 9+10)	5:1, ±1%

GENERAL SPECIFICATIONS:
OPERATING TEMPERATURE RANGE: -40°C to +125°C including temp rise.

REV.	DATE	Packaging Specifications Method: Tape & Reel PKG-0499 www.midcom-inc.com		Tolerances unless otherwise specified: Angles: ±1° Fractions: ±1/64 Decimals: ±.005 [.13] Footprint: ±.005 [.13]	DRAWING TITLE TRANSFORMER	PART NO. 750311422
6A	12/09	SEE REVISION SHEET FOR REVISION LEVEL		This drawing is dual dimensioned. Dimensions in brackets are in millimeters.	eISos p/n: 750311422	SPECIFICATION SHEET 1 OF 1