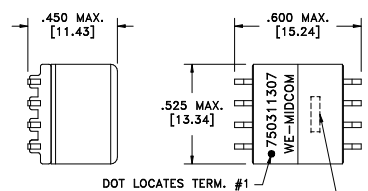
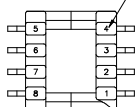


| CUSTOMER TERMINAL | RoHS | LEAD(Pb)-FREE |
|-------------------|------|---------------|
| Sn96%, Ag4% | Yes | Yes |

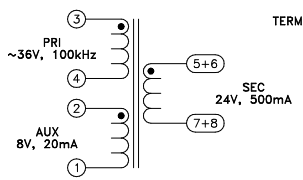
more than you expect



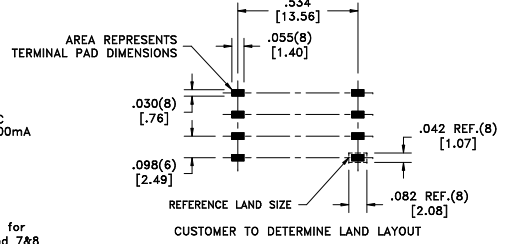
TERM. NO.'s FOR REF. ONLY



LOT CODE & DATE CODE



Application of the transformer allows for the leadwires between terminals 5&6 and 7&8 to solder bridge



ELECTRICAL SPECIFICATIONS @ 25°C unless otherwise noted:

| PARAMETER | TEST CONDITIONS | VALUE |
|--------------------|--------------------------------------------|------------------------|
| D.C. RESISTANCE | 1-2 @20°C | 0.173 ohms ±10% |
| D.C. RESISTANCE | 3-4 @20°C | 0.290 ohms ±10% |
| D.C. RESISTANCE | 5-8 tie(5+6, 7+8), @20°C | 0.104 ohms ±10% |
| INDUCTANCE | 3-4 10kHz, 100mVAC, Ls | 100uH ±10% |
| SATURATION CURRENT | 20% rolloff from initial | 1.9A |
| LEAKAGE INDUCTANCE | 3-4 tie(1+2, 5+6+7+8), 100kHz, 100mVAC, Ls | 2.0uH typ., 3.0uH max. |
| DIELECTRIC | 1-8 tie(2+3, 5+6), 1875VAC, 1 second | 1500VAC, 1 minute |
| DIELECTRIC | 1-4 625VAC, 1 second | 500VAC, 1 minute |
| TURNS RATIO | (3-4):(2-1) | 6:1, ±1% |
| TURNS RATIO | (3-4):(6-7), tie(5+6, 7+8) | 2:1, ±1% |

GENERAL SPECIFICATIONS:
OPERATING TEMPERATURE RANGE: -40°C to +125°C including temp rise.

| | | | | | | |
|------|-------|-----------------------------------------------------------------------------------|--|------------------------------------------------------------------------------------------------------------------------------|-------------------------------------|------------------------------|
| REV. | DATE | Packaging Specifications Method: Tape & Reel PKG-0328 www.midcom-inc.com | | Tolerances unless otherwise specified: Angles: ±1° Fractions: ±1/64 Decimals: ±.005 [.13] Footprint: ±.005 [.13] | DRAWING TITLE TRANSFORMER | PART NO. 750311307 |
| 6A | 12/09 | SEE REVISION SHEET FOR REVISION LEVEL | | This drawing is dual dimensioned. Dimensions in brackets are in millimeters. | eISos p/n: 750311307 | SPECIFICATION SHEET 1 OF 1 |