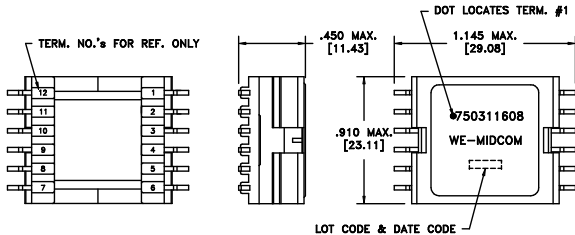
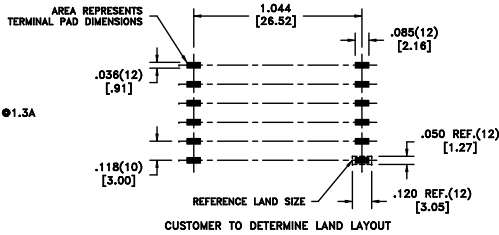
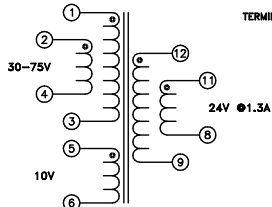


CUSTOMER TERMINAL	RoHS	LEAD(Pb)-FREE
Sn96%, Ag4%	Yes	Yes

more than you expect



LOT CODE & DATE CODE



Application of the transformer allows for the following groups of wires to solder bridge:
1&2, 3&4, 10&11&12, and 7&8&9.

ELECTRICAL SPECIFICATIONS @ 25°C unless otherwise noted:

PARAMETER	TEST CONDITIONS	VALUE
D.C. RESISTANCE	1-3 tie(1+2, 3+4), @20°C	0.030 ohms max.
D.C. RESISTANCE	8-12 tie(8+9, 11+12), @20°C	0.020 ohms max.
D.C. RESISTANCE	5-6 @20°C	0.055 ohms max.
INDUCTANCE	1-3 tie(1+2, 3+4), 10kHz, 100mVAC, Ls	12.0uH ±10%
SATURATION CURRENT	20% rolloff from initial	9.0A
LEAKAGE INDUCTANCE	1-3 tie(1+2, 3+4, 8+9+11+12), 250kHz, 100mVAC, Ls	500nH typ., 1.0uH max.
DIELECTRIC	1-12 1875VAC, 1 second	1500VAC, 1 minute
TURNS RATIO	(1-3):(12-9)	1.5:1, ±1%
TURNS RATIO	(1-3):(11-8)	1.5:1, ±1%
TURNS RATIO	(1-3):(5-6)	3:1, ±1%
TURNS RATIO	(1-3):(2-4)	1:1, ±1%

GENERAL SPECIFICATIONS:
OPERATING TEMPERATURE RANGE: -40°C to +125°C.

Wire insulation & RoHS status not affected by wire color.
Wire insulation color may vary depending on availability.

REV.	DATE	Packaging Specifications Method: Tape & Reel PKG-0647 www.we-online.com/midcom		Tolerances unless otherwise specified: Angles: ±1° Fractions: ±1/64 Decimals: ±.005 [13] Footprint: ±.005 [13]	DRAWING TITLE TRANSFORMER	PART NO. 750311608
6A	10/10	SEE REVISION SHEET FOR REVISION LEVEL		This drawing is dual dimensioned. Dimensions in brackets are in millimeters.	eSos p/n: 750311608	