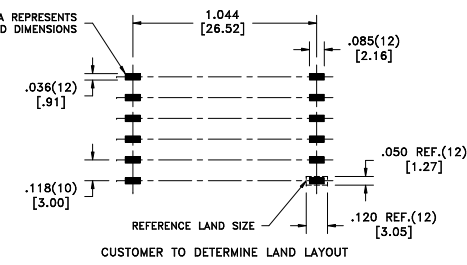
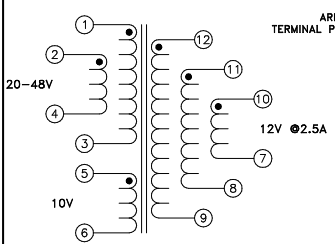
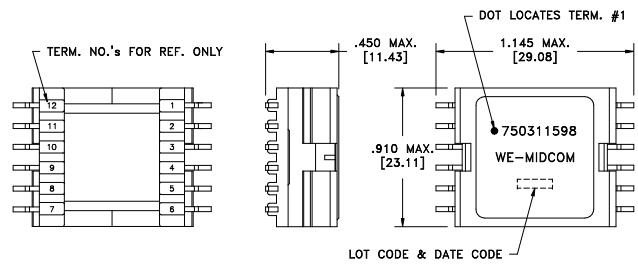


CUSTOMER TERMINAL	RoHS	LEAD(Pb)-FREE
Sn96%, Ag4%	Yes	Yes

more than you expect



Application of the transformer allows for the following groups of wires to solder bridge: 1&2, 3&4, 10&11&12, and 7&8&9.

ELECTRICAL SPECIFICATIONS @ 25°C unless otherwise noted:

PARAMETER	TEST CONDITIONS	VALUE
D.C. RESISTANCE	1-3 tie(1+2, 3+4), @20°C	0.030 ohms max.
D.C. RESISTANCE	7-12 tie(7+8+9, 10+11+12), @20°C	0.0080 ohms max.
D.C. RESISTANCE	5-6 @20°C	0.060 ohms max.
INDUCTANCE	1-3 tie(1+2, 3+4), 10kHz, 100mVAC, Ls	8.3uH ±10%
SATURATION CURRENT	20% rolloff from initial	9.0A
LEAKAGE INDUCTANCE	1-3 tie(1+2, 3+4, 7+8+9+10+11+12), 250kHz, 100mVAC, Ls	300nH typ.
DIELECTRIC	1-12 tie(1+2, 5+3, 10+11+12), 1875VAC, 1 second	1500VAC, 1 minute
URNS RATIO	(1-3):(12-9)	2:1, ±1%
URNS RATIO	(1-3):(11-8)	2:1, ±1%
URNS RATIO	(1-3):(10-7)	2:1, ±1%
URNS RATIO	(1-3):(5-6)	2.5:1, ±1%
URNS RATIO	(1-3):(2-4)	1:1, ±1%

GENERAL SPECIFICATIONS:  
OPERATING TEMPERATURE RANGE: -40°C to +125°C.

REV.	DATE	Packaging Specifications Method: <b>Tape &amp; Reel</b> PKG-0267 www.we-online.com/midcom		Tolerances unless otherwise specified: Angles: ±1° Fractions: ±1/64 Decimals: ±.005 [.13] Footprint: ±.005 [.13]	DRAWING TITLE <b>TRANSFORMER</b>	PART NO. <b>750311598</b>
6A	6/10	SEE REVISION SHEET FOR REVISION LEVEL		This drawing is dual dimensioned. Dimensions in brackets are in millimeters.	eiSos p/n: 750311598	SPECIFICATION SHEET 1 OF 1