

Instructions and Parts List

Scotch®

H-183

Hand Dispenser

Model 29000

Description

The H-183 Hand Dispenser provides a quick and easy method for dispensing “Scotch” brand Film Box Sealing Tapes directly from the roll. This hand-held portable dispenser is recommended for center seam sealing of RSC boxes.

Specifications

Tape: Most “Scotch” brand Film Box Sealing Tapes.

Tape Width: 3 inch or 72 mm maximum.

Tape Roll Diameter: Up to 5 1/8 inch [130 mm] maximum on a 3 inch [76,2 mm] diameter core.

Overall Dimensions:

Length: 5 3/4 inches [145 mm]

Height: 10 inches [255 mm]

Width: 3 3/4 inches [95 mm]


Weight: Packaged 1.45 lbs. [0,65 kg]
Unpackaged 1.25 lbs. [0,56 kg]

Loading Instructions

Figure 1 — Place tape roll fully onto tape drum to dispense tape forward from top of roll. Pull tab to remove and discard blade protection.

Figure 2 — Pivot brake to open position. Thread tape between roller and brake.

Figure 3 — Bring tape up around roller and pull back, slightly to one side, to cut off excess tape. Adjustable tape roll tension provided.



H-183 Hand Dispenser, Model 29000

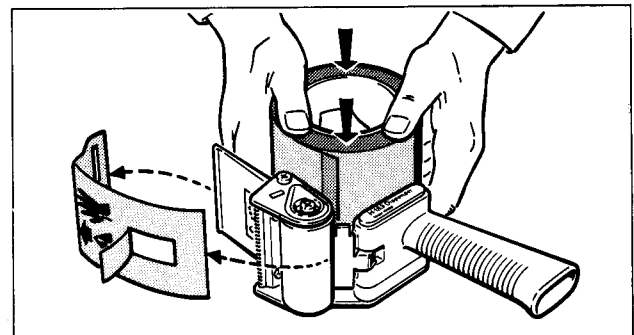


Figure 1

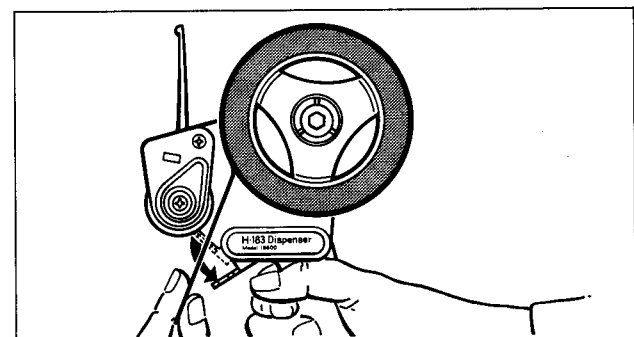


Figure 2

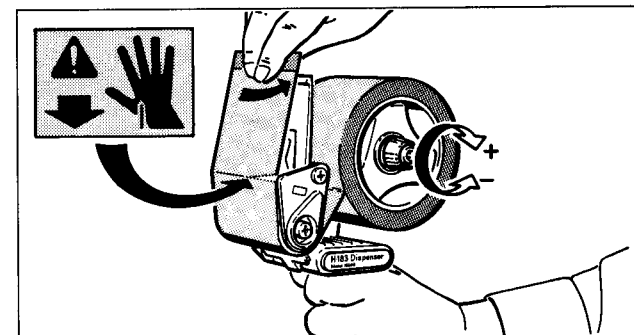
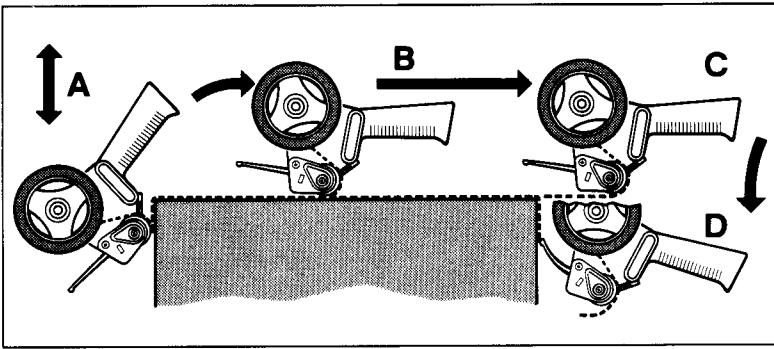


Figure 3

Operating Instructions



A. Place tape and applicator roller on box front corner, centered on top seam. Roll dispenser down to tack tape lead end to side of box.

B. Pull dispenser across box top seam, applying pressure to applicator roller to obtain a tight seal.

C. Continue tape web 2-1/2 to 3 inches or 65 to 75 mm past end of box.

D. Bring dispenser tape wipe-down plate against corner of box, push down and twist slightly to cut and wipe tape end to back side of box.

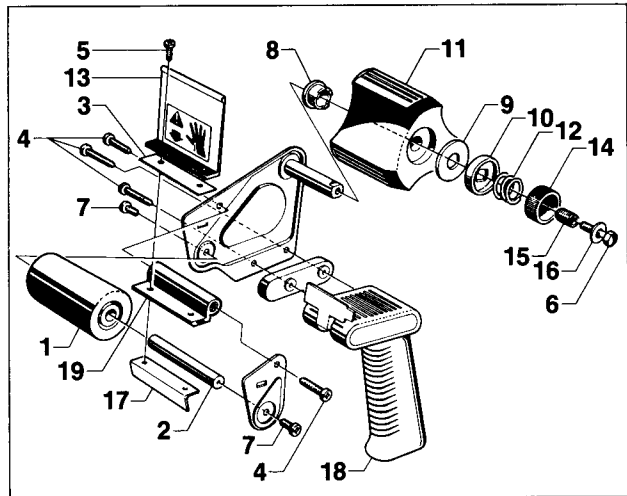
Replacement Parts List

Ref. No.	Part Number	Description
1.	78-8054-8844-8	Roller-Applying
2.	78-8054-8845-5	Shaft-Roller
3.	78-8042-3157-5	Blade-Serrated
4.	78-8018-7840-2	Screw-Side Plate
5.	26-1002-4955-1	Screw 8P x 13
6.	78-8018-7616-6	Screw Hex Hd M5 x 25
7.	78-8060-8087-1	Screw Phil Hd M5 x 10
8.	78-8028-8209-8	Support-Tape Drum
9.	78-8028-8210-6	Thrust Washer
10.	78-8060-7931-1	Friction Washer
11.	78-8054-8847-1	Tape Drum
12.	78-8028-8212-2	Spring
13.	78-8068-4103-3	Wiper Assembly
14.	78-8060-7932-9	Thumb Nut
15.	78-8028-8216-3	Sleeve-Threaded
16.	78-8028-8214-8	Washer
17.	78-8060-8185-3	Support-Tape
18.	78-8060-7924-6	Handle Assembly
19.	78-8060-7943-6	Holder-Tape Wiper

How To Replace The Blade

WARNING: - Use care when working near the blade as the blade is sharp.

1. Remove blade screws and nuts to remove used blade.
2. Install replacement blade with serrated cutting edge pointing away from applicator roller.
3. Replace and tighten blade screws and nuts to secure blade.



Replacement Parts Illustration

How To Order Replacement Parts

1. Refer to Parts Illustration to find part needed and reference number.
2. Refer to parts list for correct part number.
3. Order by **part number, description, dispenser name and model number.**
4. Replacement parts and part prices available direct from:

3M/Tape Dispenser Parts
241 Venture Drive
Amery, WI 54001-1325

800/344 9883
FAX # 715/268 8153

Minimum billing on parts orders will be \$25.00.
Replacement part prices available on request.
\$10.00 restocking charge per invoice on returned parts.

Equipment Warranty and Limited Remedy: THE FOLLOWING WARRANTY IS MADE IN LIEU OF ALL OTHER WARRANTIES, EXPRESS OR IMPLIED, INCLUDING, BUT NOT LIMITED TO, THE IMPLIED WARRANTY OF FITNESS FOR A PARTICULAR PURPOSE AND ANY IMPLIED WARRANTY ARISING OUT OF A COURSE OF DEALING, A CUSTOM OR USAGE OF TRADE:

3M warrants that its **Scotch®** brand dispensers will be free from defects for ninety (90) days after delivery. If any part is proved to be defective within the warranty period, then the exclusive remedy and 3M's and seller's sole obligation shall be, at 3M's option, to repair or replace the part, provided the defective part is returned immediately to 3M's factory or an authorized service station designated by 3M. A part will be presumed to have become defective after the warranty period unless the part is received or 3M is notified of the problem no later than five (5) calendar days after the warranty period. If 3M is unable to repair or replace the part within a reasonable time, then 3M, at its option, will replace the equipment or refund the purchase price.

Limitation of Liability: 3M and seller shall not be liable for direct, indirect, special, incidental or consequential damages based upon breach of warranty, breach of contract, negligence, strict liability or any other legal theory.

The foregoing Equipment Warranty and Limited Remedy and Limitation of Liability may be changed only by a written agreement signed by authorized officers of 3M and seller.

3M

3M Packaging Systems Division

3M Center, Building 220-8W-01
 St. Paul, MN 55144-1000

"Scotch" is a trademark of 3M,
 St. Paul, Minnesota 55144-1000

Litho U.S.A

© 3M 2000 34-7004-7458-7(B110.0)