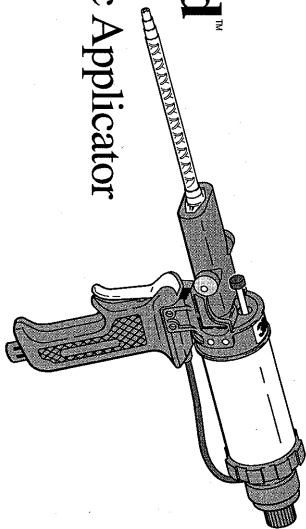


3M Scotch-Weld™

EPX™ Pneumatic Applicator System



Directions for Use

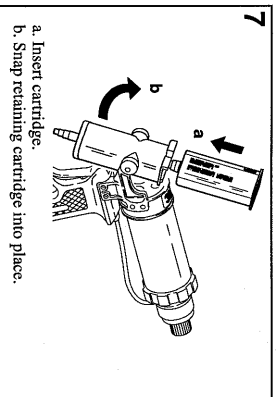
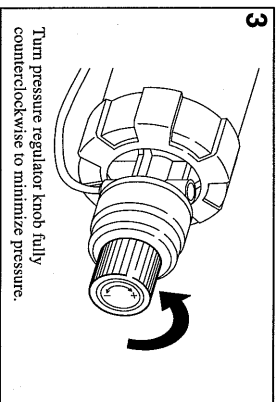
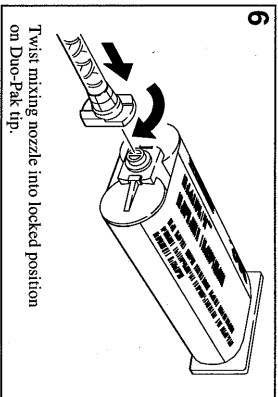
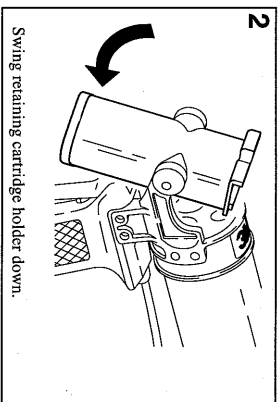
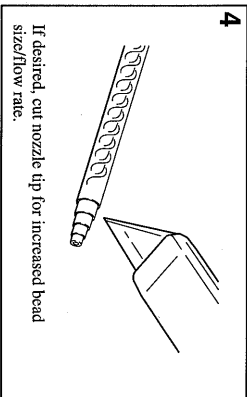

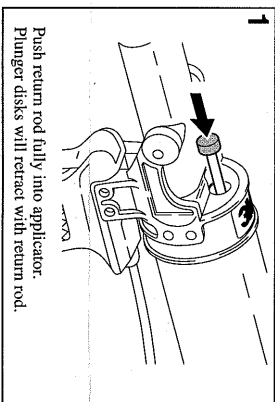
Important Safety Instructions:
Read all instructions before servicing this product.

WARNING

Do not activate trigger unless cartridge is in fully closed position. **Damage to applicator and injury may result.** Keep Duo-Pak orifice pointed away from body.

Caution

Do not actuate trigger when applicator is unloaded.

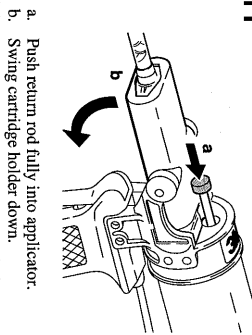


WARNING

Do not activate trigger unless cartridge is in fully closed position. **Damage to applicator and injury may result.** Keep Duo-Pak orifice pointed away from body.

To remove Duo-Pak

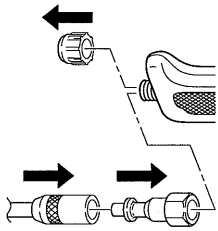
11



Caution

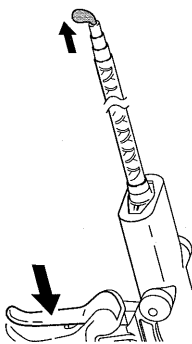
Do not actuate trigger when applicator is unloaded.

8



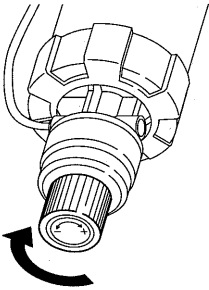
Connect air supply to air supply connection.

9



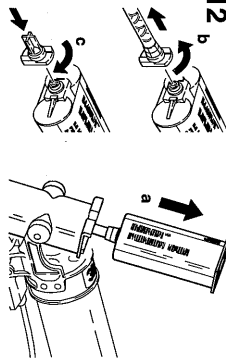
Squeeze trigger to expel a small amount of adhesive. Ensure that adhesive flows freely.

10



Turn pressure knob clockwise to desired delivery rate.

12



To store partially used Duo-Pak:

- Slide Duo-Pak out of holder. Dispose of used Duo-Pak following recommended disposal on Material Safety Data sheets.
- Twist and remove nozzle. Wipe excess material from orifice. Avoid cross-contact of components.
- Twist cap into locked position on Duo-Pak.

To reload applicator

13

Disconnect air supply and repeat steps 1-5.

Replacement Part: EPXY™ Mixing Nozzle: 3M Stock Number 62-9741-9935-6

Limited Warranty

If 3M products are proven defective, the user's exclusive remedy will be, at 3M's option, to replace the defective 3M products or to refund the purchase price for the defective quantity. Except for the replacement or refund remedies, 3M is not liable for direct damages or liable for indirect, incidental, or consequential damages, regardless of the legal theory asserted, including negligence and strict liability.

3M

3M Adhesives Division
3M Center, Building 220, 8F-05
St. Paul, MN 55144-1000

Printed on recycled paper.

Printed in U.S.A.

© 3M 2001 34-7011-9472-1 (A)