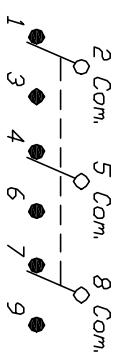
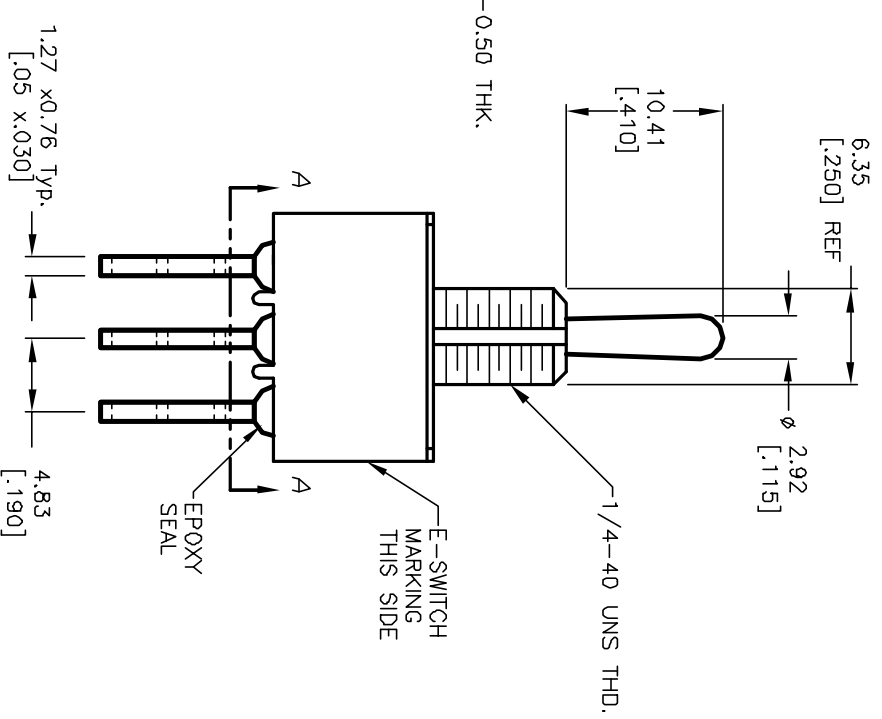
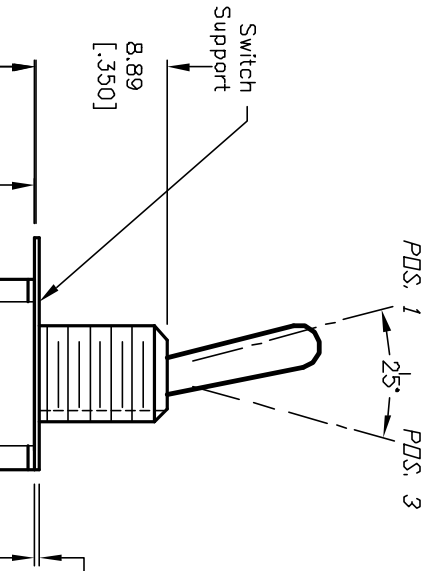


RECOMMENDED P.C.B. LAYOUT

SWITCH FUNCTION		
PDS. 1	PDS. 2	PDS. 3
DN	DFP	DN
2-3,5-6 8-9	DPEN	2-1,5-4 8-7



NOTES:
CIRCUIT: 3PDT

1. ALL DIMENSIONS IN MM [INCH]
2. GENERAL TOLERANCE: X.X=±0.4 X.XX=±0.25
3. TERMINAL NUMBERS FOR REF ONLY
4. RATING: 5A @120VAC or 28VDC; 2A @250VAC.
5. CONTACT MATERIAL:
Copper Alloy W/SILVER Plate
6. ELECTRIC LIFE: 50,000 make-and-break cycles at full load.
7. INSULATION RESISTANCE: 1,000 Mega-ohm min.
8. DIELECTRIC STRENGTH: 1,000 V RMS @sea level.
9. OPERATING TEMP.: -30°C to 85°C

E-SWITCH®

A		12078	RELEASED FOR PRODUCTION	4/19/02	CJB	TITLE	100 3P-3 T1 B1 M7 Q E			
REV.	ECN NO.	DESCRIPTION		DATE	CHK'D	SCALE	DATE	DR	DWG	REV
		THE INFORMATION CONTAINED IN THIS DOCUMENT IS PROPRIETARY TO E-SWITCH AND IS NOT TO BE COPIED OR TRANSMITTED				2:1	4/19/02	CB	T135013	A