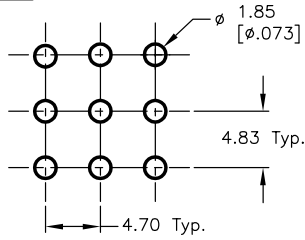
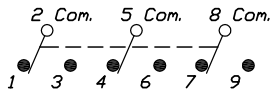


SHEET OF



RECOMMENDED P.C.B. LAYOUT

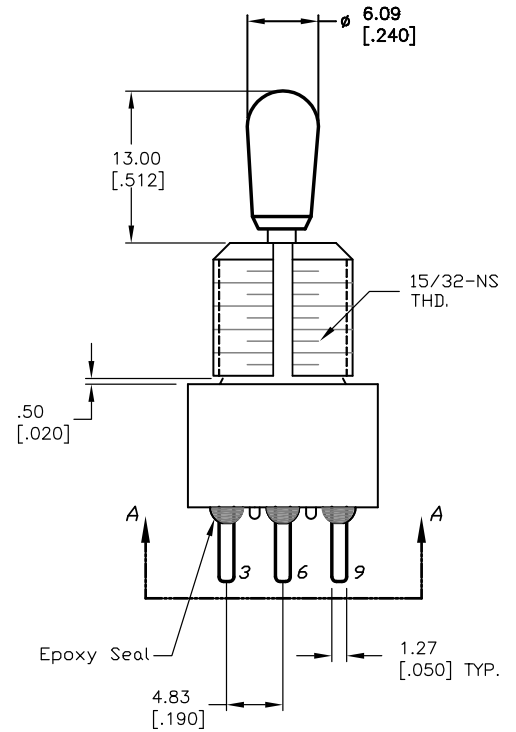
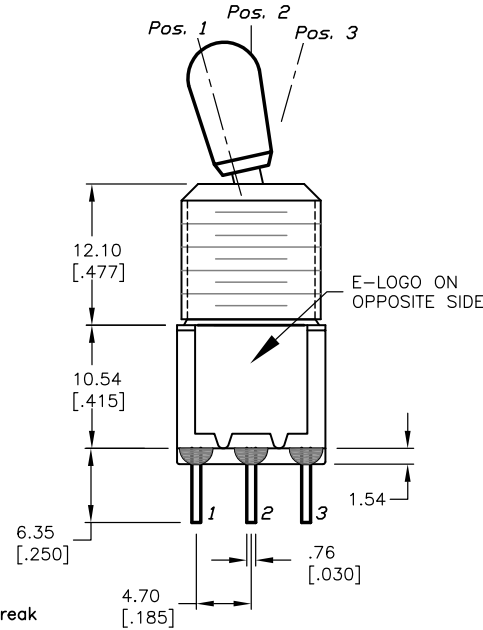
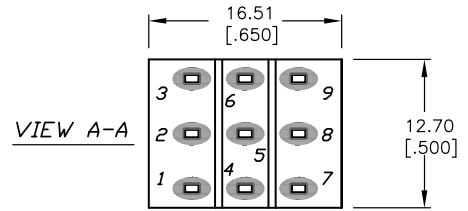
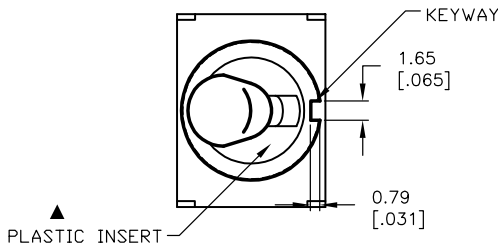
SWITCH FUNCTION		
POS. 1	POS. 2	POS. 3
ON	NONE	ON
2-3,5-6 8-9	OPEN	2-1,5-4 8-7



CIRCUIT: 3PDT

NOTES:

1. ALL DIMENSIONS IN MM [INCH]
2. GENERAL TOLERANCE: X.X=±0.4
X.XX=±0.25
3. TERM. NOS. FOR REF. ONLY
4. RATING: 5A @120VAC OR 28VDC;
2A @250VAC
5. FIXED TERM. & MOVING CONTACT:
Copper Alloy w/Silver Plate.
6. ELECTRICAL LIFE: 50,000 make-and-break
cycles at full load.
7. INSULATION RESISTANCE: 1,000M ohm min.
8. DIELECTRIC STRENGTH: 1000V RMS @sea level
9. OPERATING TEMP.: -30°C to 85°C
- ▲ 10. SUPPLIED HARDWARE- HEX NUT (2) LOCK RING,
AND LOCK WASHER.



B	14164	UPDATE ACTUATOR HEIGHT	7/13/04	AR
A	12878	RELEASED	3/3/03	CB
REV.	ECN No.	DESCRIPTION	DATE	CHKD

THE INFORMATION CONTAINED IN THIS DOCUMENT IS PROPRIETARY TO E-SWITCH AND IS NOT TO BE COPIED OR TRANSFERRED

E-SWITCH®				
TITLE				
1003P1T7B13M2QE				
SCALE	DATE	DR	DWG	REV
2:1	3/3/03	CB	T131054	B