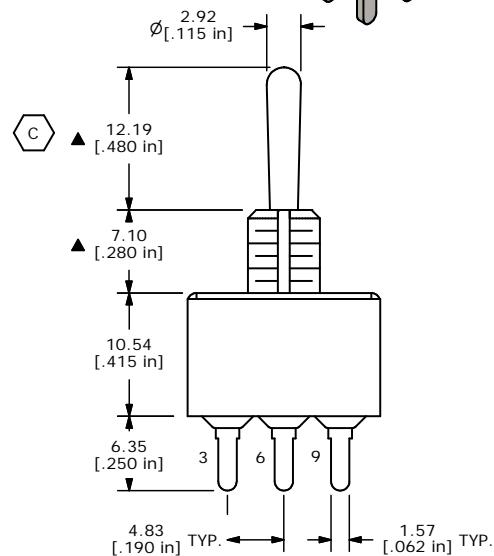
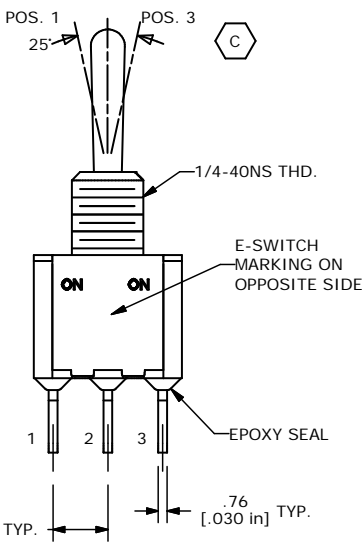
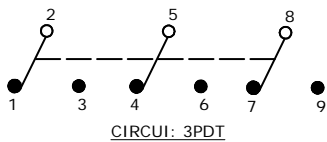


SWITCH FUNCTION		
POS. 1	POS. 2	POS. 3
ON	NONE	ON
2-3, 5-6, 8-9	OPEN	2-1, 5-4, 8-7



- NOTE:
1. ALL DIMENSIONS IN MM [INCH]
 2. GENERAL TOLERANCE: X.X=±0.4
X.XX=±0.25
 3. TERMINAL NUMBERS FOR REF ONLY
 - ▲ 4. PLATING MATERIAL: SILVER
 5. RATING: 2 AMPS @ 250VAC; 5 AMPS @ 120VAC OR 28VDC
 6. ELECTRIC LIFE: 40,000 make-and-break cycles at full load.
 7. INSULATION RESISTANCE: 1,000 Mega-ohm min.
 8. DIELECTRIC STRENGTH: 1,000 V RMS @sea level.
 9. OPERATING TEMP.: -30°C to 85°C
 10. ▲ DENOTES CRITICAL PARAMETER.

C	14309	ACTUATOR HEIGHT & ANGLE, PC MOUNT	9/10/04	AR
B	14194	CORRECTED TITLE	7/28/04	AR
A	14018	RELEASED FOR PRODUCTION	5/26/04	AR
REV	PCR NO	DESCRIPTION	DATE	BY

THE INFORMATION CONTAINED IN THIS DOCUMENT IS PROPRIETARY TO E-SWITCH AND IS NOT TO BE COPIED OR TRANSFERRED

E-SWITCH®

TITLE 1003P1T1B3M3QE

SCALE 2:1	DATE 5/26/04	DR AR	DWG T131035	REV C
-----------	--------------	-------	-------------	-------