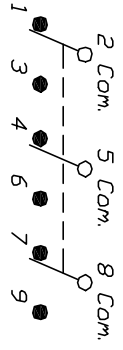
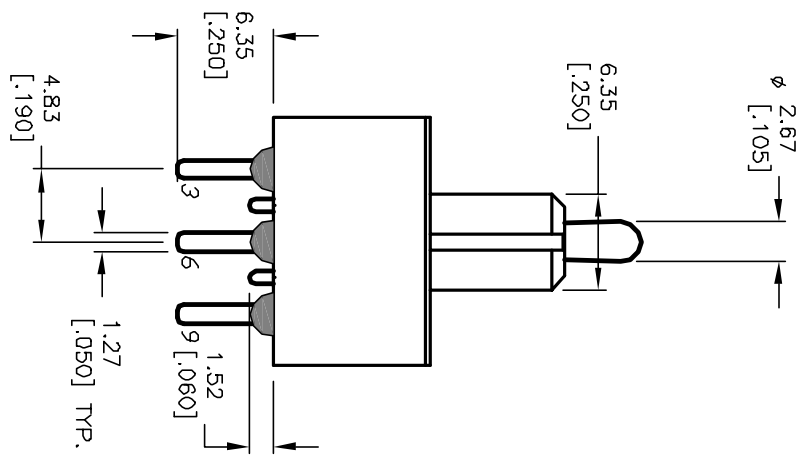
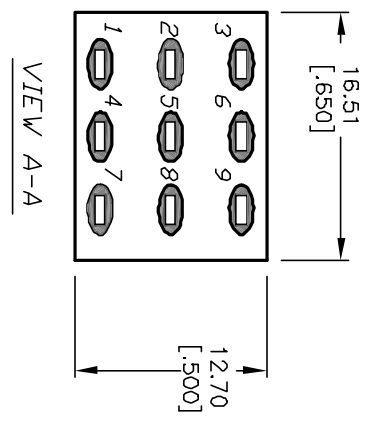
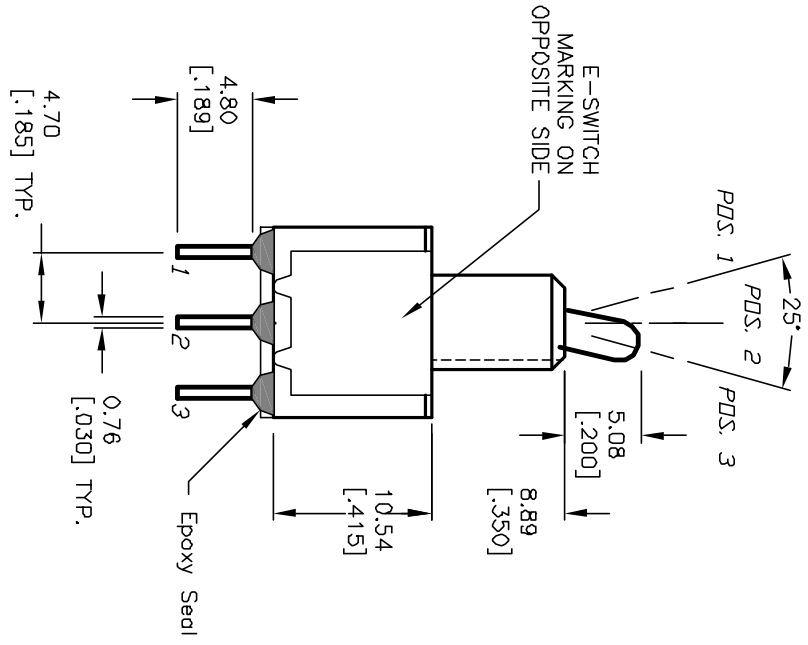
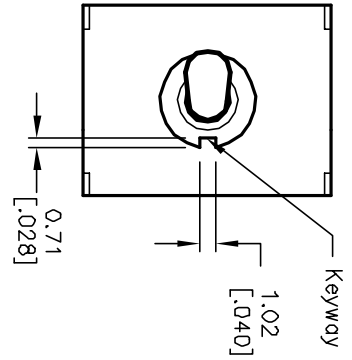


SWITCH FUNCTION		
POS. 1	POS. 2	POS. 3
2-3,5-6 8-9	NONE	2-1,5-4 8-7



- NOTES:
1. ALL DIMENSIONS IN MM [INCH]
 2. GENERAL TOLERANCE: X.X=±0.4
X.XX=±0.25
 3. TERM. NOS. FOR REF. ONLY
 4. RATING: 5A @120VAC or 28VDC;
2A @250VAC
 5. MATERIALS: FIXED TERM. & MOVING CONTACT:
Copper Alloy W/Silver plate
 6. ELECTRICAL LIFE: 50,000 make-and-break
cycles at full load.
 7. INSULATION RESISTANCE: 1,000M ohm min.
 8. DIELECTRIC STRENGTH: 1000V RMS @sea level
 9. OPERATING TEMP.: -30°C to 85°C



REV.	ECN No.	DESCRIPTION	DATE	CHKD
A	12518	RELEASED FOR PRODUCTION	10/28/02	CJB

TITLE	SCALE	DATE	DR	DWG	REV
100 3P-1 T2 B2 M2 Q E	2:1	10/28/02	CB	T131029	A



THE INFORMATION CONTAINED IN THIS DOCUMENT IS PROPRIETARY TO E-SWITCH AND IS NOT TO BE COPIED OR TRANSMITTED