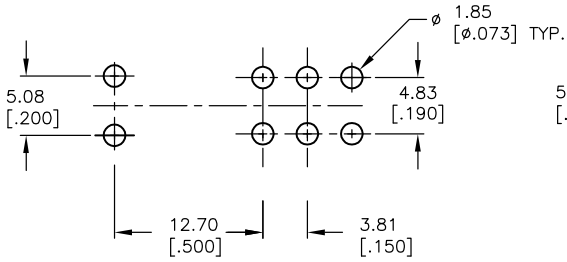
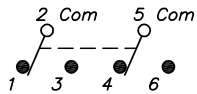


SHEET OF



RECOMMENDED P.C.B. LAYOUT

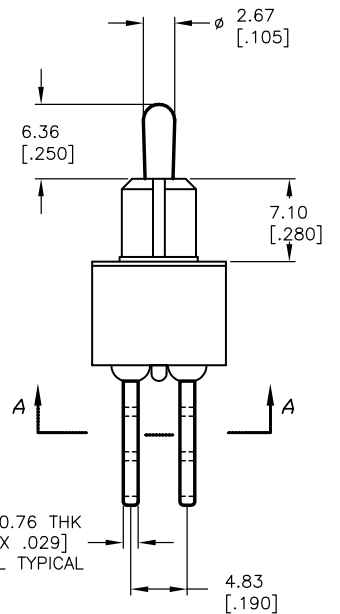
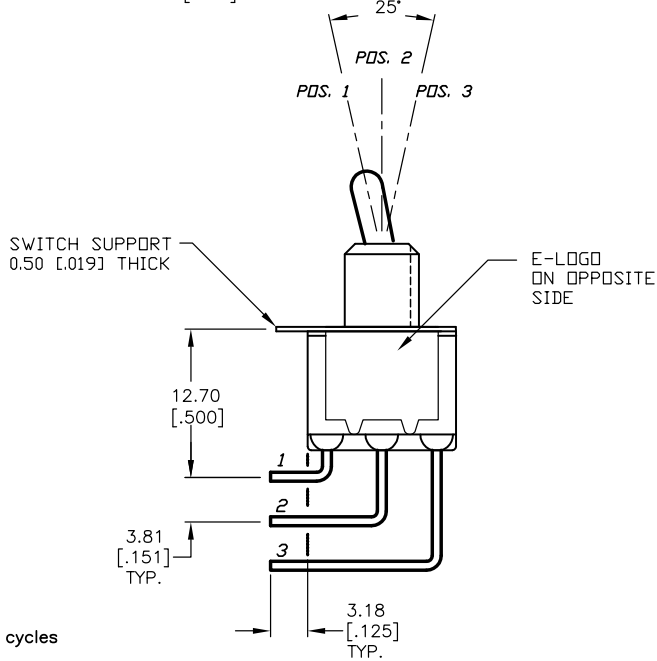
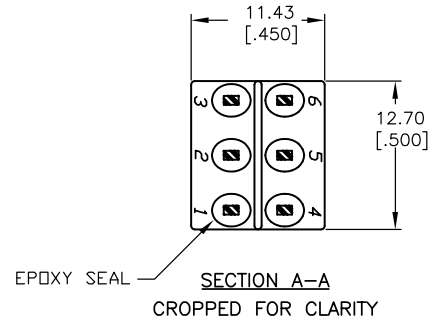
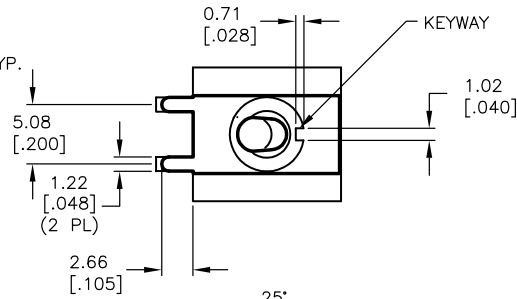


CIRCUIT: DPDT CONTACT CONFIGURATION

SWITCH FUNCTION		
PDS. 1	PDS. 2	PDS. 3
2-3,5-6	OPEN	2-1,5-4

NOTES:

1. ALL DIMENSIONS IN MM [INCH]
2. GENERAL TOLERANCE: X.X=±0.4
X.XX=±0.25
3. TERM. NOS. FOR REF. ONLY
4. RATING: 5A @120VAC or 28VDC
2A @250VAC.
5. FIXED TERM. & MOVING CONTACT:
Copper Alloy W/Silver plate.
6. ELECTRICAL LIFE: 50,000 make-and-break cycles at full load.
7. INSULATION RESISTANCE: 1,000M ohm min.
8. DIELECTRIC STRENGTH: 1,000V RMS @sea level.
9. OPERATING TEMP.: -30°C to +85°C.



E-SWITCH®

A	13638	RELEASED FOR PRODUCTION	12/4/03	AR
REV.	ECN No.	DESCRIPTION	DATE	CHKD
THE INFORMATION CONTAINED IN THIS DOCUMENT IS PROPRIETARY TO E-SWITCH AND IS NOT TO BE COPIED OR TRANSFERRED				

TITLE		100DP3T2B4M7QE		
SCALE	DATE	DR	DWG	REV
2:1	12/4/03	AR	T123025	A