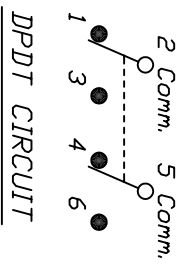
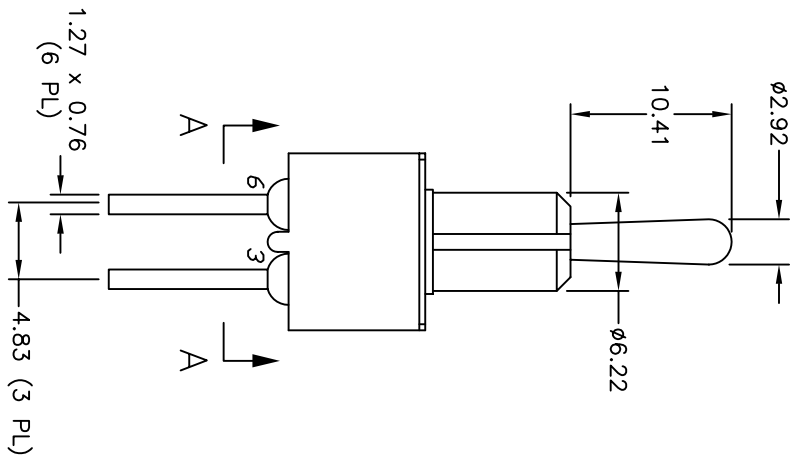
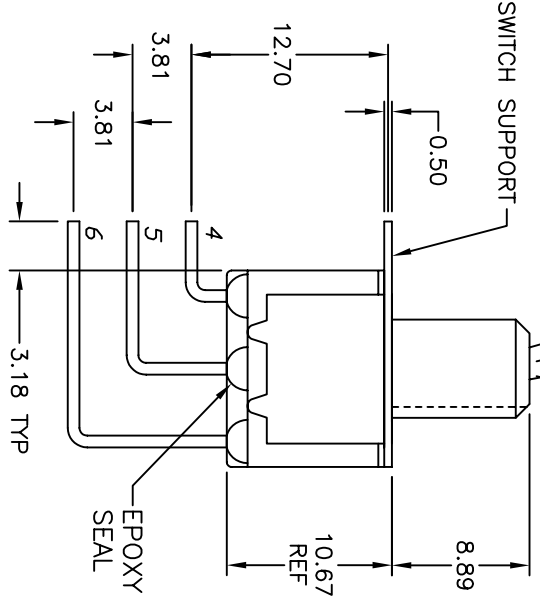


PDS. 1
PDS. 2
PDS. 3



SWITCH FUNCTION		
PDS. 1	PDS. 2	PDS. 3
DN	NONE	DN
2-3, 5-6	OPEN	2-1, 5-4

CONTACT CONFIGURATION

NOTES:

1. ALL DIMENSIONS IN MM
2. GENERAL TOLERANCE: 0.0=±0.4
0.00=±0.25
3. TERMINAL NUMBERS FOR REF ONLY
4. RATING: 0.4VA MAX @ 20V MAX AC OR DC
5. ELECTRIC LIFE: 50,000 make-and-break cycles at full load.
6. INSULATION RESISTANCE: 1,000 Mega-ohm min.
7. DIELECTRIC STRENGTH: 1,000 V RMS @sea level.
8. OPERATING TEMP.: -30°C to 85°C



100 DP1 T1 B2 M7 R E

A	10761	RELEASED FOR PRODUCTION	7-18-00	GLG
REV.	ECN No.	DESCRIPTION	DATE	CHKD

TITLE				
SCALE	DATE	DR	DWG	REV
2:1	7-18-00	GLG	T121085	A

THE INFORMATION CONTAINED IN THIS DOCUMENT IS PROPRIETARY TO E-SWITCH AND IS NOT TO BE COPIED OR TRANSFERRED