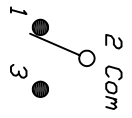


RECOMMENDED P.C.B. LAYOUT

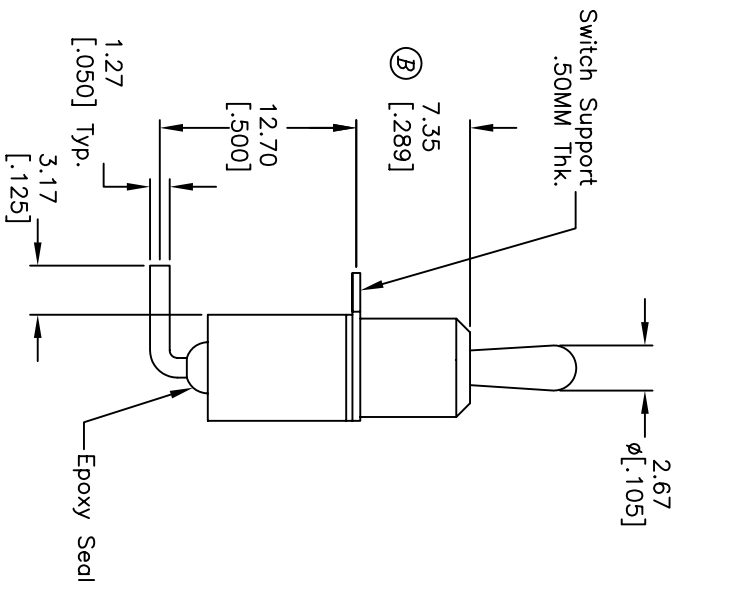
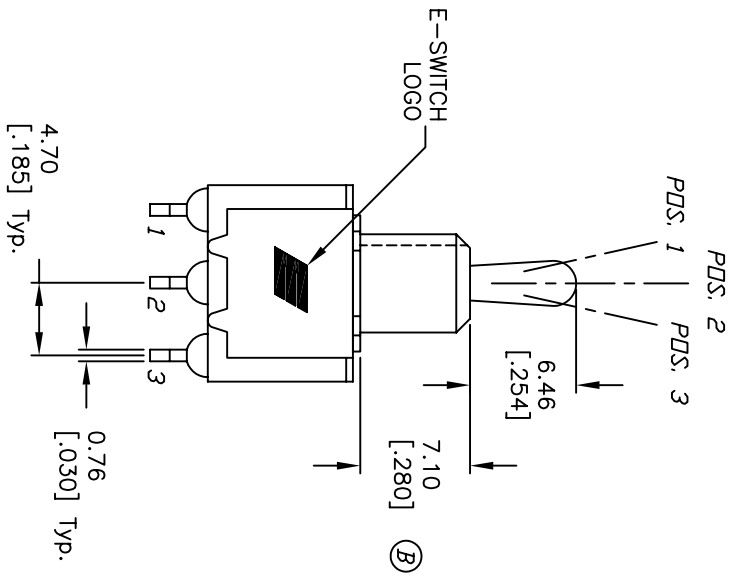
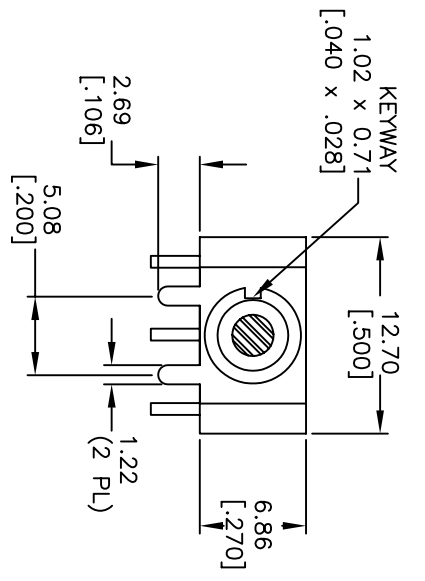


CIRCUIT: SPDT  
CONTACT CONFIGURATION

SWITCH FUNCTION		
PDS. 1	PDS. 2	PDS. 3
<DN>	OFF	<DN>
2-3	OPEN	2-1

NOTES:

1. ALL DIMENSIONS IN MM [INCH]
2. GENERAL TOLERANCE: 0.0=±0.4  
0.00=±0.25
3. TERM. NOS. FOR REF. ONLY
4. RATING: 0.4(VA) Max. @20V (AC or DC)
5. FIXED TERM. & MOVING CONTACT: Copper Alloy W/Gold plate over Ni Plate
6. ELECTRICAL LIFE: 50,000 make-and-break cycles at full load.
7. INSULATION RESISTANCE: 1,000M ohm min.
8. DIELECTRIC STRENGTH: 1,000V RMS @sea level.
9. OPERATING TEMP.: -30°C to 85°C.



C	15200	DIM. FROM 6.86 TO 6.46	8/24/05	PH
B	11547	REVISED BUSHING	6/29/01	CJB
REV.	ECN No.	DESCRIPTION	DATE	CHKD

TITLE		SCALE		DATE		DR		DWG		REV	
100 SP-4 T2 B4 M6 R E		2:1		5/15/01		CJB		T114035		C	

