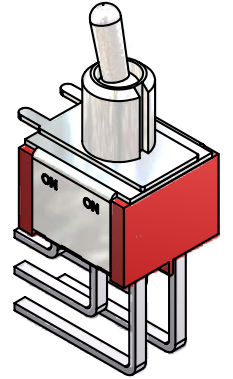
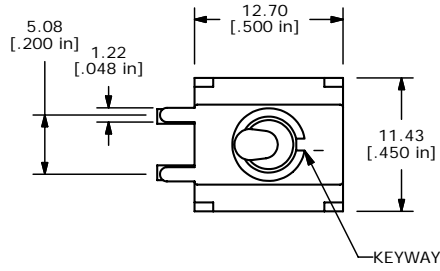
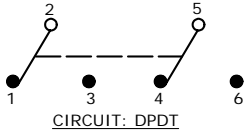


PC MOUNTING

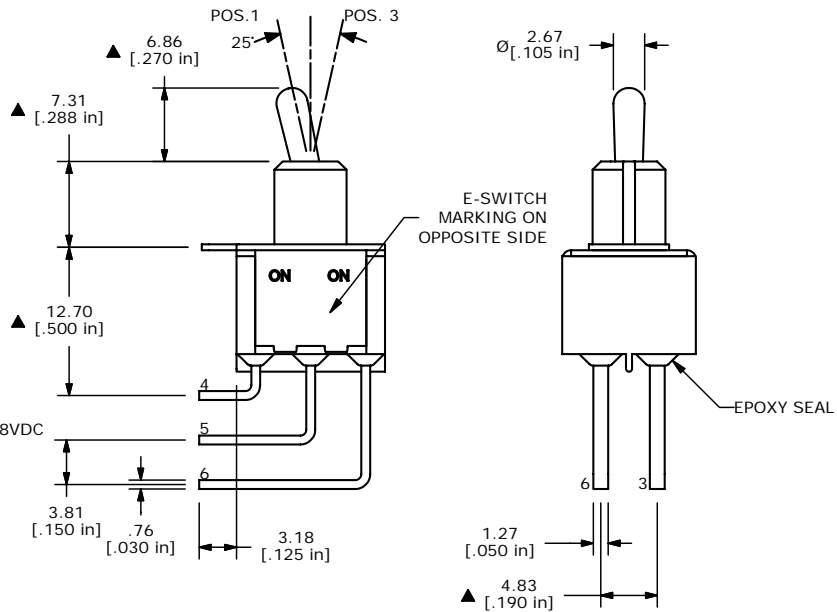


ISOMETRIC

SWITCH FUNCTION		
POS. 1	POS. 2	POS. 3
ON	NONE	ON
2-3, 5-6	N/A	2-1, 5-4



- NOTE:
1. ALL DIMENSIONS IN MM [INCH]
 2. GENERAL TOLERANCE: X.X=±0.4
X.XX=±0.25
 3. TERMINAL NUMBERS FOR REF ONLY
 - ▲4. PLATING MATERIAL: SILVER
 5. RATING: 5 AMPS W/RESISTIVE LOAD @ 120VAC OR 28VDC
2 AMPS W/RESISTIVE LOAD @ 250VAC
 6. ELECTRIC LIFE: 40,000 make-and-break cycles at full load.
 7. INSULATION RESISTANCE: 1,000 Mega-ohm min.
 8. DIELECTRIC STRENGTH: 1,000 V RMS @sea level.
 9. OPERATING TEMP.: -30°C to 85°C
 10. ▲ DENOTES CRITICAL PARAMETER.
 11. 2002/95/EC (ROHS) COMPLIANT



TITLE 100DP1T2B4M7QE

C	17119	REVISED AND REDRAWN	3/19/07	TN
REV	PCR NO	DESCRIPTION	DATE	BY

THE INFORMATION CONTAINED IN THIS DOCUMENT IS PROPRIETARY TO E-SWITCH AND IS NOT TO BE COPIED OR TRANSFERRED

SCALE 2:1	DATE 3/19/2007	DR TN	DWG T121006	REV C
-----------	----------------	-------	-------------	-------