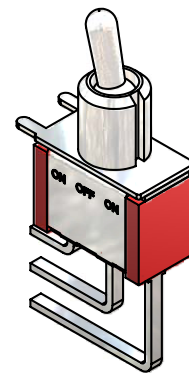
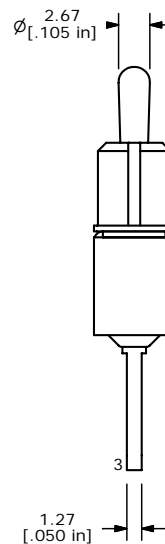
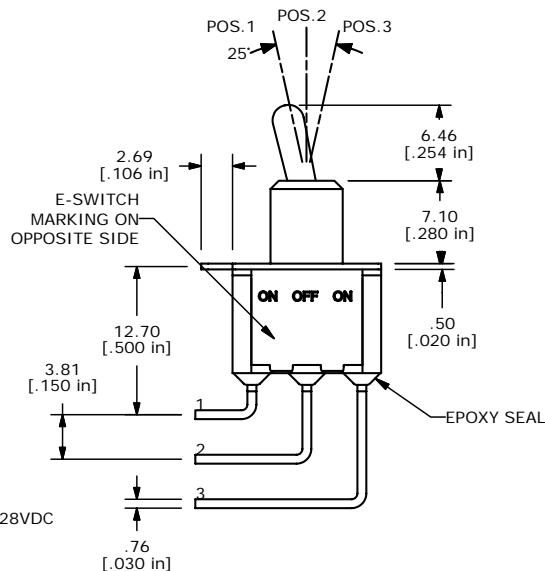
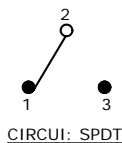


SWITCH FUNCTION		
POS. 1	POS. 1	POS. 1
ON	OFF	ON
2-3	OPEN	2-1



ISOMETRIC

- NOTE:
1. ALL DIMENSIONS IN MM [INCH]
  2. GENERAL TOLERANCE: X.X=±0.4 X.XX=±0.25
  3. TERMINAL NUMBERS FOR REF ONLY
  - ▲4. PLATING MATERIAL: SILVER
  5. RATING: 5 AMPS W/RESISTIVE LOAD @ 120VAC OR 28VDC  
2 AMPS W/RESISTIVE LOAD @ 250VAC
  6. ELECTRIC LIFE: 40,000 make-and-break cycles at full load.
  7. INSULATION RESISTANCE: 1,000 Mega-ohm min.
  8. DIELECTRIC STRENGTH: 1,000 V RMS @sea level.
  9. OPERATING TEMP.: -30°C to 85°C
  10. ▲DENOTES CRITICAL PARAMETER.
  11. 2002/95/EC (ROHS) COMPLIANT



TITLE 100SP3T2B4M7QE

C	17471	REVISED AND REDRAWN	7/13/07	BF
REV	PCR NO	DESCRIPTION	DATE	BY

THE INFORMATION CONTAINED IN THIS DOCUMENT IS PROPRIETARY TO E-SWITCH AND IS NOT TO BE COPIED OR TRANSFERRED

SCALE 2:1	DATE 7/13/2007	DR BF	DWG T113006	REV C
-----------	----------------	-------	-------------	-------