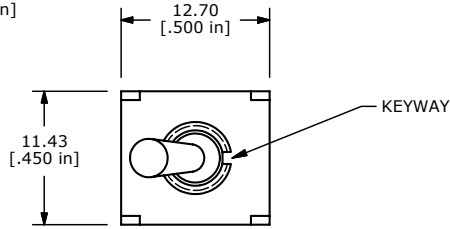
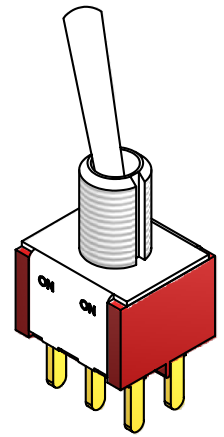


PANEL MOUNTING



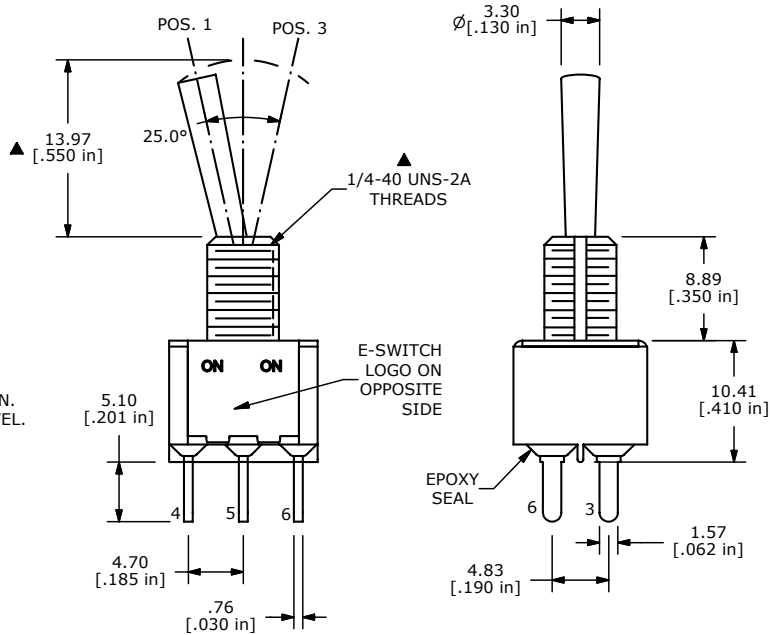
SWITCH FUNCTION		
POS. 1	POS. 2	POS. 3
ON	NONE	ON
2-3, 5-6	OPEN	2-1, 5-4



ISOMETRIC



CIRCUIT: DPDT



- NOTE:
1. ALL DIMENSIONS IN MM [INCH]
 2. GENERAL TOLERANCE: X.X=±0.4
X.XX=±0.25
 3. TERMINAL NUMBERS FOR REF ONLY
 - ▲ 4. PLATING MATERIAL: SILVER
 5. CONTACT RESISTANCE: 10 m OHMS MAX.
 - ▲ 6. RATING: 5A @ 120 VAC or 28 VDC
2A @ 250 VAC
 7. ELECTRIC LIFE: 40,000 MAKE-AND-BREAK CYCLES AT FULL LOAD.
 8. INSULATION RESISTANCE: 1,000 MEGA-OHM MIN.
 9. DIELECTRIC STRENGTH: 1,000 V RMS @SEA LEVEL.
 10. OPERATING TEMP.: -30°C to 85°C
 11. ▲ DENOTES CRITICAL PARAMETER.
 12. 2002/95/EC (ROHS) COMPLIANT.
 13. QUICK CONNECT TERMINALS TO MATE WITH AMP #61454 (or equivalent).
 14. HARDWARE TO BE SHIPPED BULK:
T100000 - HEXNUT - QTY. 2
T100011 - LOCKWASHER - QTY. 1
T100015 - LOCKRING - QTY. 1



TITLE 100DP1T3B1M3QEH

A	17953	RELEASE FOR PRODUCTION	1/31/08	BLR
REV	PCR NO	DESCRIPTION	DATE	BY

THE INFORMATION CONTAINED IN THIS DOCUMENT IS PROPRIETARY TO E-SWITCH AND IS NOT TO BE COPIED OR TRANSFERRED

SCALE 2:1	DATE 1/31/2008	DR BLR	DWG ST121106	REV A
-----------	----------------	--------	--------------	-------