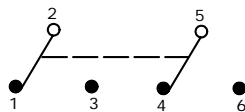
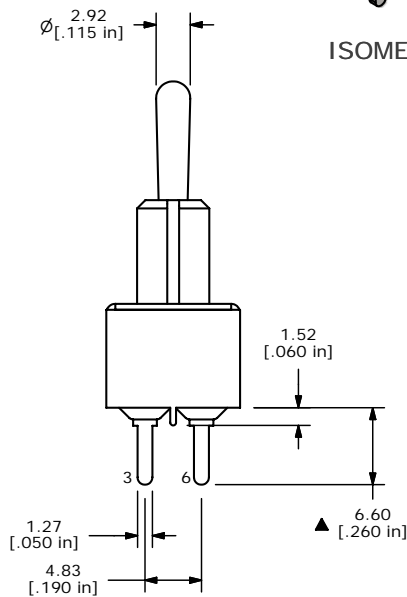
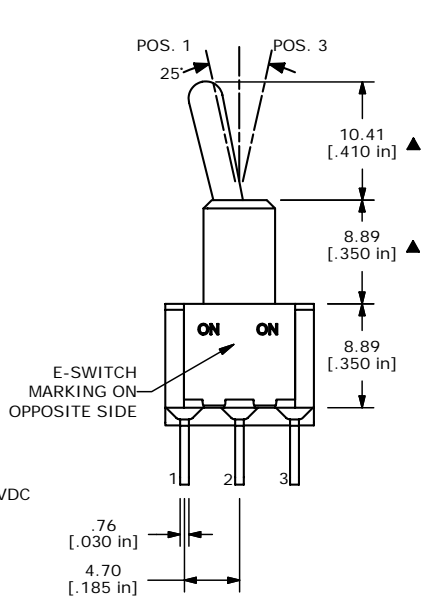


ISOMETRIC

SWITCH FUNCTION		
POS. 1	POS. 2	POS. 3
ON	NONE	ON
2-3, 5-6	OPEN	2-1, 5-4



CIRCUIT: DPDT



- NOTE:
1. ALL DIMENSIONS IN MM [INCH]
  2. GENERAL TOLERANCE: X.X=±0.4  
X.XX=±0.25
  3. TERMINAL NUMBERS FOR REF ONLY
  - ▲4. PLATING MATERIAL: SILVER
  5. RATING: 5 AMPS W/RESISTIVE LOAD @ 120VAC OR 28VDC  
2 AMPS W/RESISTIVE LOAD @ 250VAC
  6. ELECTRIC LIFE: 40,000 make-and-break cycles at full load.
  7. INSULATION RESISTANCE: 1,000 Mega-ohm min.
  8. DIELECTRIC STRENGTH: 1,000 V RMS @sea level.
  9. OPERATING TEMP.: -30°C to 85°C
  10. ▲ DENOTES CRITICAL PARAMETER.
  11. 2002/95/EC (ROHS) COMPLIANT



TITLE 100DP1T1B2M2QE

C	17101	REVISED AND REDRAWN	3/14/07	TN
REV	PCR NO	DESCRIPTION	DATE	BY

THE INFORMATION CONTAINED IN THIS DOCUMENT IS PROPRIETARY TO E-SWITCH AND IS NOT TO BE COPIED OR TRANSFERRED

SCALE 2:1	DATE 3/14/2007	DR TN	DWG T121038	REV C
-----------	----------------	-------	-------------	-------