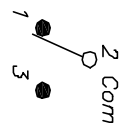


RECOMMENDED PCB LAYOUT

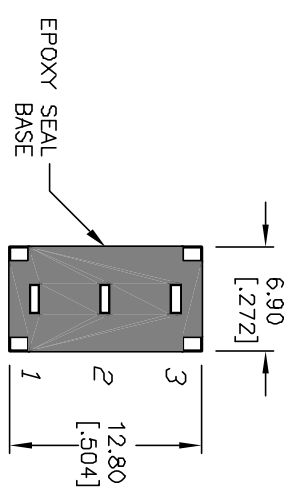
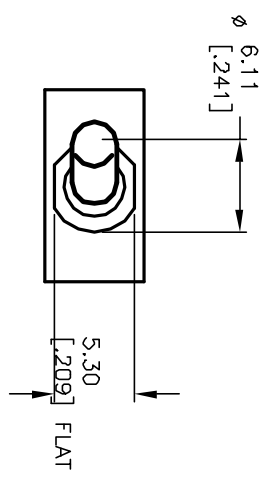


CIRCUIT: SPDT

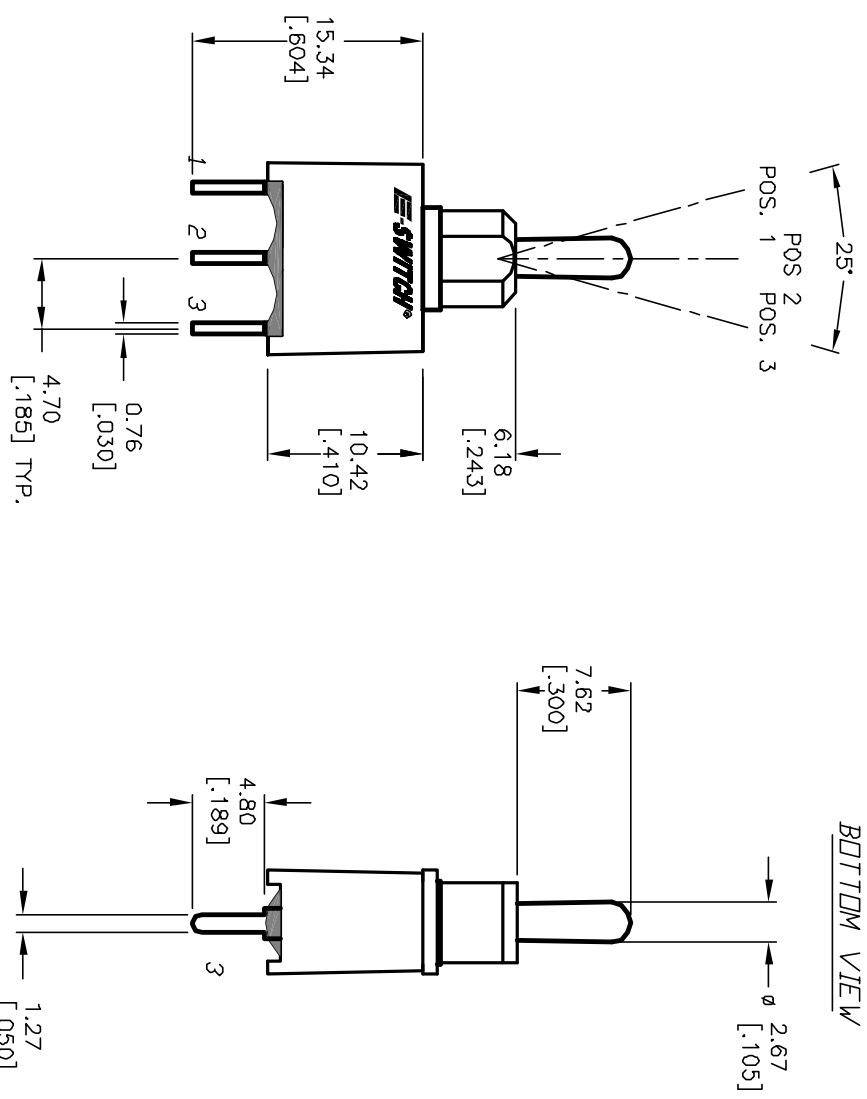
SWITCH FUNCTION		
POS. 1	POS. 2	POS. 3
2-3	DPEN	2-1

NOTES:

1. ALL DIMENSIONS IN MM [INCH]
2. GENERAL TOLERANCE: X.XX=±0.4 X.XXX=±0.25
3. TERMINAL NUMBERS FOR REF ONLY
4. RATING: 5A @120VAC or 28VDC 2A @250VAC (w/RESISTIVE LOAD)
5. FIXED TERM. & MOVING CONTACT:
Cu Alloy w/Silver plate
6. ELECTRIC LIFE: 40 000 make-and-break cycles at full load.
7. INSULATION RESISTANCE: 1,000 Mega-ohm min.
8. DIELECTRIC STRENGTH: 1,000 V RMS @sea level.
9. OPERATING TEMP.: -30°C to 85°C



BOTTOM VIEW



REV. A	ECN NO. 12363	RELEASED	8/12/02	CB
		DESCRIPTION	DATE	CHK'D

TITLE	SCALE	DATE	DR	DWG	REV
100A WSP-3 T2 B4 M2 Q E	2:1	8/12/02	CB	T103004	A

