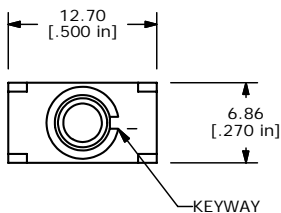
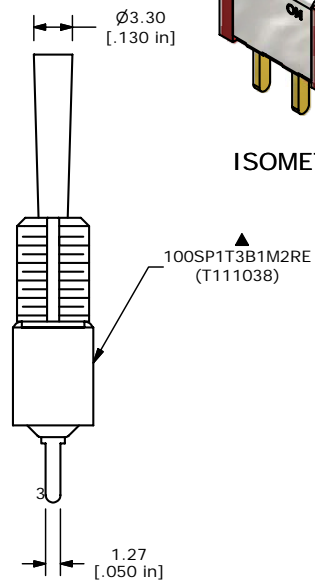
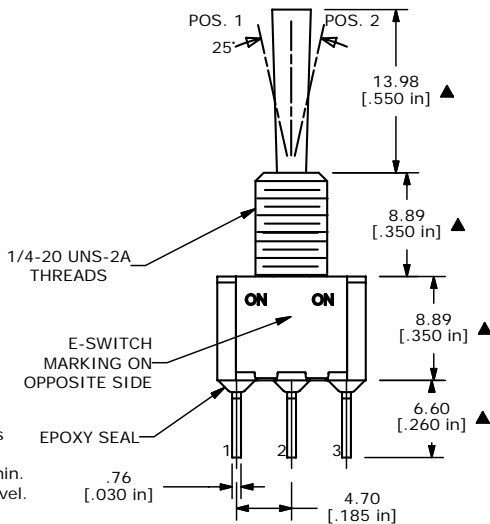
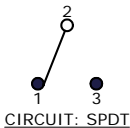


P.C. MOUNT



ISOMETRIC

SWITCH FUNCTION		
POS. 1	POS. 2	POS. 3
ON	NONE	ON
2-3	OPEN	2-1



- NOTE:
1. ALL DIMENSIONS IN MM [INCH]
  2. GENERAL TOLERANCE: X.X=±0.4  
X.XX=±0.25
  3. TERMINAL NUMBERS FOR REF ONLY
  - ▲ 4. PLATING MATERIAL: GOLD
  5. RATING: 0.4 (VA) Max. @20V Max.
  6. ELECTRIC LIFE: 40,000 make-and-break cycles at full load.
  7. INSULATION RESISTANCE: 1,000 Mega-ohm min.
  8. DIELECTRIC STRENGTH: 1,000 V RMS @sea level.
  9. OPERATING TEMP.: -30°C to 85°C
  10. ▲ DENOTES CRITICAL PARAMETER.
  11. 2002/95/EC (ROHS) COMPLIANT
  12. HARDWARE TO SUPPLIED BULK:  
T100011-LOCK WASHER QTY-1  
T100015-LOCK RING QTY-1  
T100005-HEX NUT QTY-2



B	17244	FIXED DIMENSIONS	5/2/07	TN
A	15517	RELEASE	11/9/05	PH
REV	PCR NO	DESCRIPTION	DATE	BY

TITLE 100SP1T3B1M2REH				
SCALE 2:1	DATE 5/2/2007	DR TN	DWG ST111038	REV B

THE INFORMATION CONTAINED IN THIS DOCUMENT IS PROPRIETARY TO E-SWITCH AND IS NOT TO BE COPIED OR TRANSFERRED