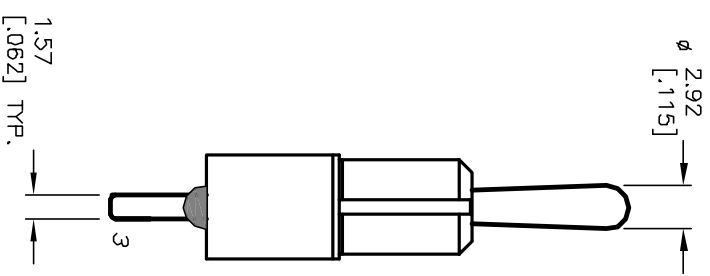
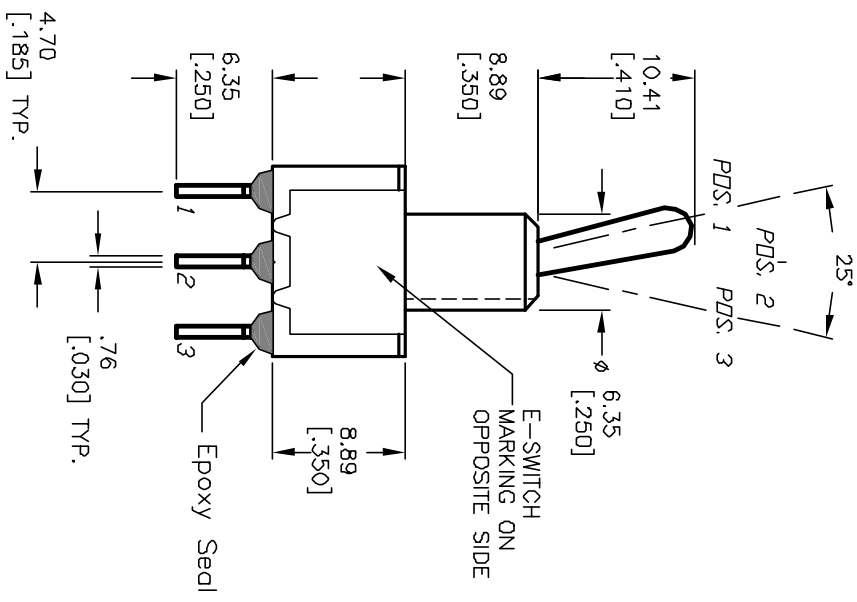
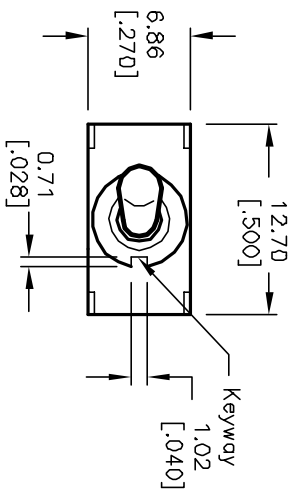


SWITCH FUNCTION		
PDS. 1	PDS. 2	PDS. 3
DN	NONE	<DN>
2-3	OPEN	2-1

() =Momentary

- NOTES:
1. ALL DIMENSIONS IN MM [INCH]
 2. GENERAL TOLERANCE: X.X=±0.4
X.XX=±0.25
 3. TERM. NDS. FOR REF. ONLY
 4. RATING: 5A @120VAC or 28VDC;
2A @250VAC
 5. FIXED TERMINAL/MOVING CONTACT:
Copper Alloy w/Silver Plate.
 6. ELECTRICAL LIFE: 50,000 make-and-break
cycles at full load.
 7. INSULATION RESISTANCE: 1,000M ohm min.
 8. DIELECTRIC STRENGTH: 1000V RMS @sea level
 9. OPERATING TEMP.: -30°C to +85°C



REV. A	12560	REVISED AND REDRAWN	11/13/02	CJB
REV. ECN No.		DESCRIPTION	DATE	CHK'D

TITLE		SCALE	DATE	DR	DWG	REV
100 SP-2 T1 B2 M3 Q E		2:1	11/13/02	CJB	T112054	A



THE INFORMATION CONTAINED IN THIS DOCUMENT IS PREPARED FOR E-SWITCH AND IS NOT TO BE COPIED OR TRANSMITTED