SHEET 1 OF 1

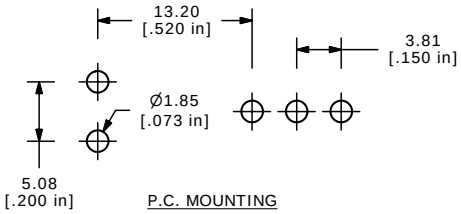

P.C. MOUNTING

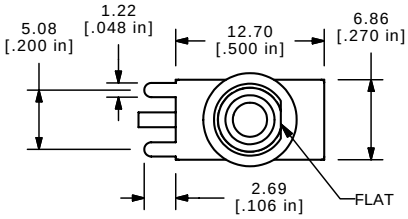

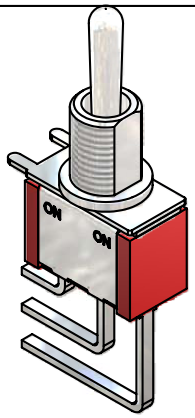

▲ SWITCH FUNCTION		
POS. 1	POS. 2	POS. 3
ON	NONE	ON
2-3	N/A	2-1

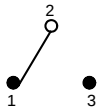

CIRCUIT: SPDT

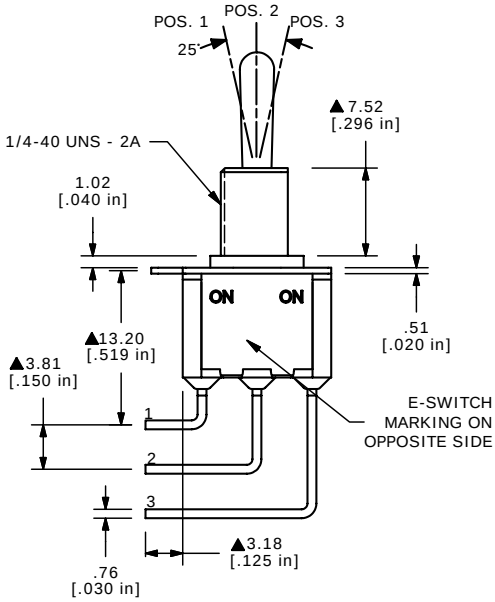

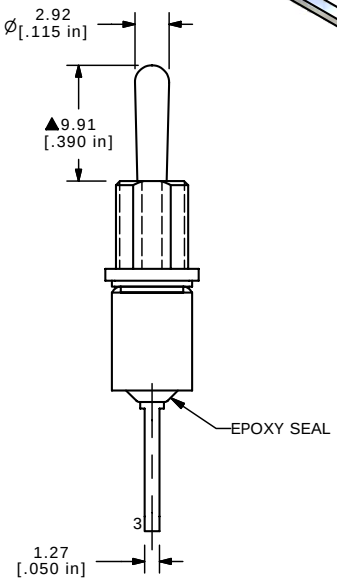

NOTE:
1. ALL DIMENSIONS IN MM [INCH]
2. GENERAL TOLERANCE: X.X=±0.4
   X.XX=±0.25
3. TERMINAL NUMBERS FOR REF ONLY
▲4. CONTACT MATERIAL: GOLD
5. RATING: 0.4VA MAX. @ 20 VAC OR VDC MAX.
6. ELECTRIC LIFE: 40,000 MAKE-AND-BREAK CYCLES AT FULL LOAD.
7. INSULATION RESISTANCE: 1,000 MEGA-OHM MIN.
8. DIELECTRIC STRENGTH: 1,000 V RMS @SEA LEVEL.
9. OPERATING TEMP.: -30°C to 85°C
10. ▲ DENOTES CRITICAL PARAMETER.
11. 2002/95/EC (ROHS) COMPLIANT
12. HARDWARE TO BE SHIPPED BULK:
    T100011 - LOCK WASHER (1)
    T100002 - LOCK RING (1)
    T100000 - HEX NUT (2)

REV	PCR NO	DESCRIPTION	DATE	BY
A	16437	RELEASED FOR PRODUCTION	9/8/06	BO

THE INFORMATION CONTAINED IN THIS DOCUMENT IS PROPRIETARY TO E-SWITCH AND IS NOT TO BE COPIED OR TRANSFERRED

E-SWITCH®

TITLE	100SP1T1B5M7REH			
SCALE 2:1	DATE 9/8/2006	DR BO	DWG ST111101	REV A

Downloaded from Elcodis.com electronic components distributor