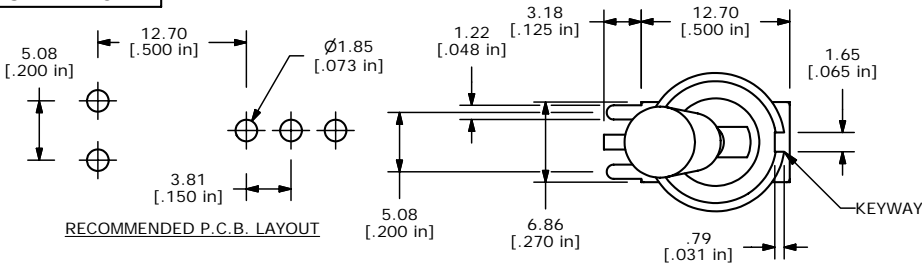
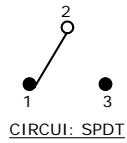


SHEET 1 OF 1

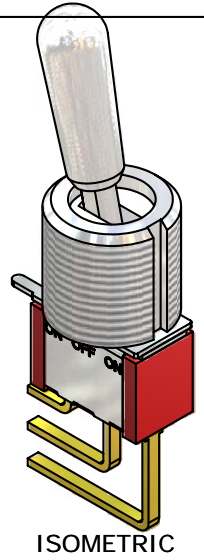
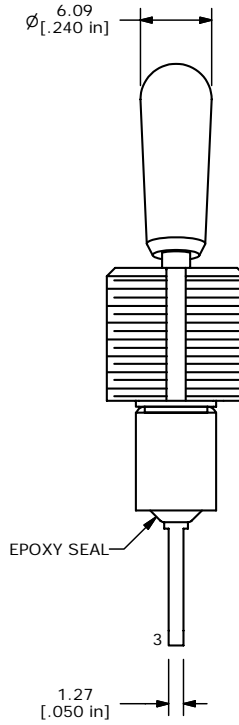
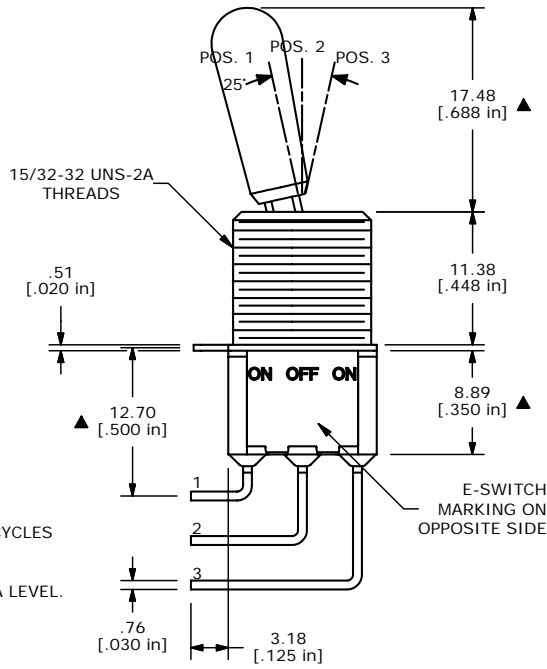


RECOMMENDED P.C.B. LAYOUT

SWITCH FUNCTION		
POS. 1	POS. 2	POS. 3
ON	NONE	ON
2-3	OPEN	2-1



- NOTE:
1. ALL DIMENSIONS IN MM [INCH]
 2. GENERAL TOLERANCE: X.X=±0.4
X.XX=±0.25
 3. TERMINAL NUMBERS FOR REF ONLY
 - ▲4. PLATING MATERIAL: SILVER
 5. RATING: 5 AMPS @ 120VAC OR 28VDC
2 AMPS @ 250VAC
 6. ELECTRIC LIFE: 50,000 MAKE-AND-BREAK CYCLES AT FULL LOAD.
 7. INSULATION RESISTANCE: 1,000 MΩ MIN.
 8. DIELECTRIC STRENGTH: 1,000 V RMS @SEA LEVEL.
 9. OPERATING TEMP.: -30°C to 85°C
 10. ▲ DENOTES CRITICAL PARAMETER.
 11. 2002/95/EC (ROHS) COMPLIANT
 12. HARDWARE TO BE SHIPPED BULK:
T100012 - LOCKWASHER, QTY 1
T100003 - LOCK RING, QTY 1
T100004 - HEX NUT, QTY 2



E-SWITCH®

TITLE 100SP1T8B13M7QEH

A	16825	RELEASED FOR PRODUCTION	1/4/07	TN
REV	PCR NO	DESCRIPTION	DATE	BY

THE INFORMATION CONTAINED IN THIS DOCUMENT IS PROPRIETARY TO E-SWITCH AND IS NOT TO BE COPIED OR TRANSFERRED

SCALE 2:1	DATE 1/4/2007	DR TN	DWG ST111084	REV A
-----------	---------------	-------	--------------	-------