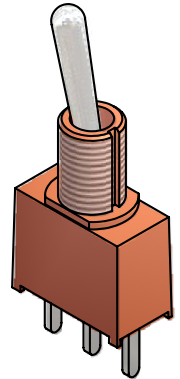
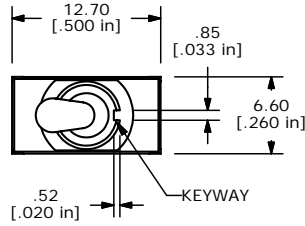
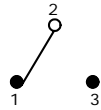


PCB LAYOUT

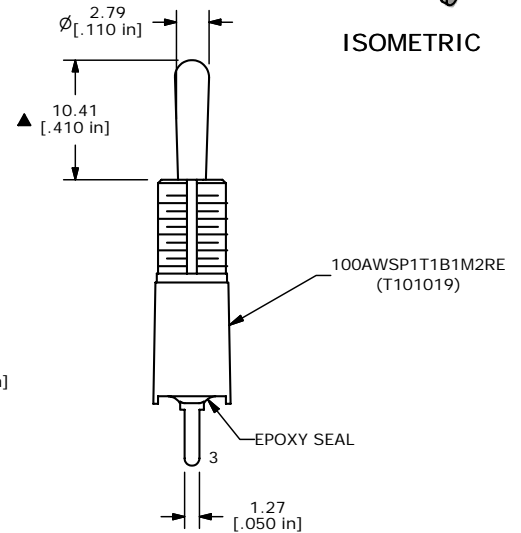
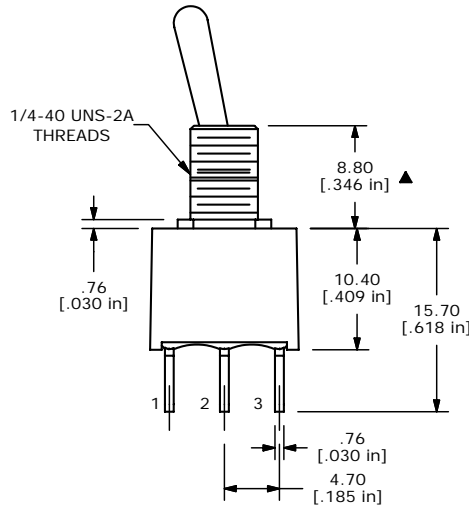


ISOMETRIC

SWITCH FUNCTION		
POS. 1	POS. 2	POS. 3
ON	NONE	ON
2-3	OPEN	2-1



CIRCUIT: SPDT



- NOTE:
1. ALL DIMENSIONS IN MM [INCH]
 2. GENERAL TOLERANCE: X.X=±0.4
X.XX=±0.25
 3. TERMINAL NUMBERS FOR REF ONLY
 - ▲ 4. PLATING MATERIAL: GOLD
 5. RATING: 0.4VA MAX. @ 20V MAX (AC or DC)
 6. ELECTRIC LIFE: 40,000 MAKE-AND-BREAK CYCLES AT FULL LOAD.
 7. INSULATION RESISTANCE: 1,000 MEGA-OHM MIN.
 8. DIELECTRIC STRENGTH: 1,000 V RMS @SEA LEVEL.
 9. OPERATING TEMP.: -30°C to 85°C
 10. ▲ DENOTES CRITICAL PARAMETER.
 11. 2002/95/EC (ROHS) COMPLIANT
 - ▲ 12. HARDWARE TO BE SHIPPED BULK:
T100011 - LOCK WASHER, QTY 1
T100015 - LOCK RING, QTY 1
T100000 - HEX NUT, QTY 2

E-SWITCH®

B	16563	DIM. FROM 15.22 TO 15.7	10/23/2006	TN
A	16203	NEW PART RELEASE	7/3/06	CT
REV	PCR NO	DESCRIPTION	DATE	BY

TITLE 100AWSP1T1B1M2REH				
SCALE 2:1	DATE 7/3/2006	DR CT	DWG ST101019	REV B

THE INFORMATION CONTAINED IN THIS DOCUMENT IS PROPRIETARY TO E-SWITCH AND IS NOT TO BE COPIED OR TRANSFERRED