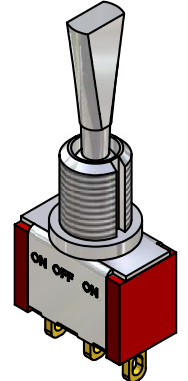
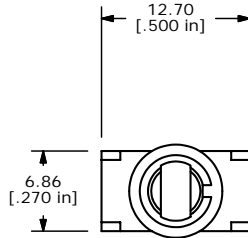
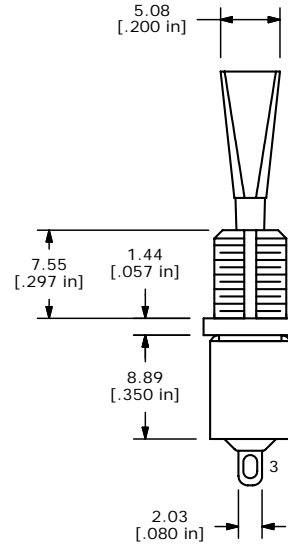
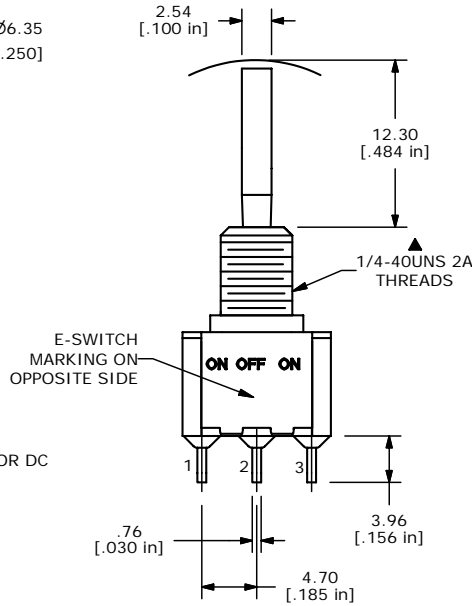
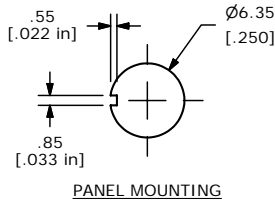
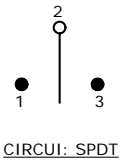


SWITCH FUNCTION		
POS. 1	POS. 2	POS. 3
ON	OFF	ON
2-3	OPEN	2-1



ISOMETRIC



NOTE:

1. ALL DIMENSIONS IN MM [INCH]
2. GENERAL TOLERANCE: X.X=±0.4
X.XX=±0.25
3. TERMINAL NUMBERS FOR REF ONLY
- ▲ 4. PLATING MATERIAL: GOLD
5. RATING: 0.4 VOLT AMPS (VA) MAX @ 20 VOLTS AC OR DC
6. ELECTRIC LIFE: 40,000 make-and-break cycles at full load.
7. INSULATION RESISTANCE: 1,000 Mega-ohm min.
8. DIELECTRIC STRENGTH: 1,000 V RMS @ sea level.
9. OPERATING TEMP.: -30°C to 85°C
10. ▲ DENOTES CRITICAL PARAMETER.
11. 2002/95/EC (ROHS) COMPLIANT
- ▲ 12. HARDWARE TO BE SHIPPED BULK
T100011 - LOCK WASHER, QTY 1
T100015 - LOCK RING, QTY 1
T100000 - HEX NUT, QTY 2

E-SWITCH®

B	16172	EDIT SWITCH FUNCTION	6/22/06	CT
A	16022	RELEASED FOR PRODUCTION	5/17/06	CT
REV	PCR NO	DESCRIPTION	DATE	BY

TITLE 100SP3T6B11M1REH				
SCALE	DATE	DR	DWG	REV
2:1	5/17/2006	CT	ST115014	B

THE INFORMATION CONTAINED IN THIS DOCUMENT IS PROPRIETARY TO E-SWITCH AND IS NOT TO BE COPIED OR TRANSFERRED