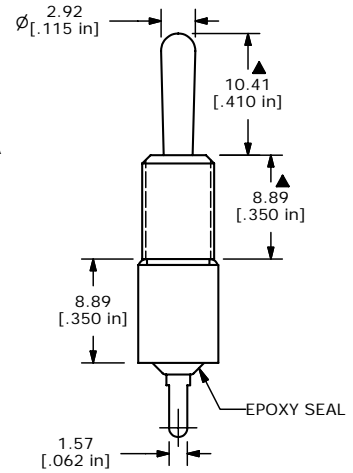
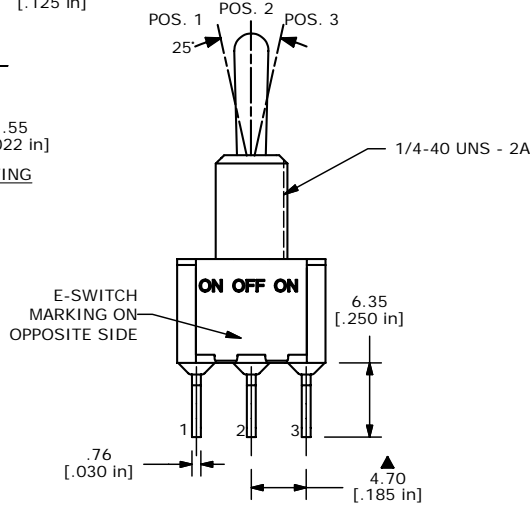
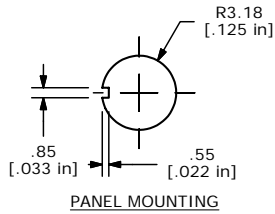
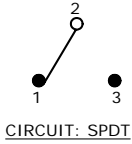
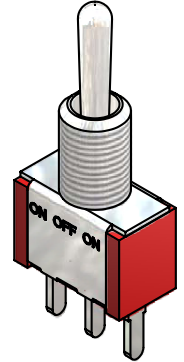
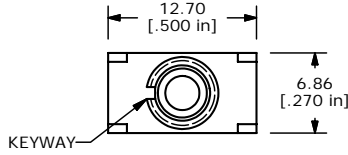


SWITCH FUNCTION		
POS. 1	POS. 2	POS. 3
ON	OFF	ON
2-3	OPEN	2-1



- NOTE:
1. ALL DIMENSIONS IN MM [INCH]
  2. GENERAL TOLERANCE: X.X=±0.4  
X.XX=±0.25
  3. TERMINAL NUMBERS FOR REF ONLY
  - ▲ 4. CONTACT MATERIAL: SILVER
  5. RATING: 2A @ 250 VAC  
5A @ 120 VAC OR 28 VDC
  6. ELECTRIC LIFE: 40,000 MAKE-AND-BREAK CYCLES AT FULL LOAD.
  7. INSULATION RESISTANCE: 1,000 MEGA-OHM MIN.
  8. DIELECTRIC STRENGTH: 1,000 V RMS @SEA LEVEL.
  9. OPERATING TEMP.: -30°C to 85°C
  10. ▲ DENOTES CRITICAL PARAMETER.
  11. 2002/95/EC (ROHS) COMPLIANT.
  12. HARDWARE TO BE SHIPPED BULK:  
T100011 - LOCK WASHER (1)  
T100015 - LOCK RING (1)  
T100000 - HEX NUT (2)

**E-SWITCH®**

TITLE 100SP3T1B1M3QEH

A	16348	RELEASED FOR PRODUCTION	8/20/06	BO
REV	PCR NO	DESCRIPTION	DATE	BY

THE INFORMATION CONTAINED IN THIS DOCUMENT IS PROPRIETARY TO E-SWITCH AND IS NOT TO BE COPIED OR TRANSFERRED

SCALE 2:1	DATE 8/21/2006	DR BO	DWG ST111004	REV A
-----------	----------------	-------	--------------	-------