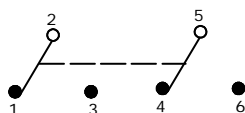
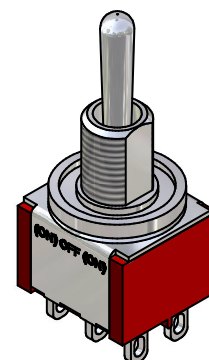
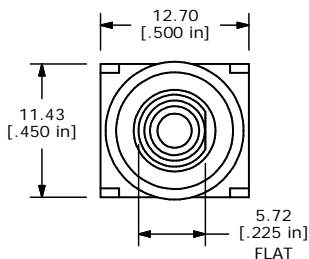


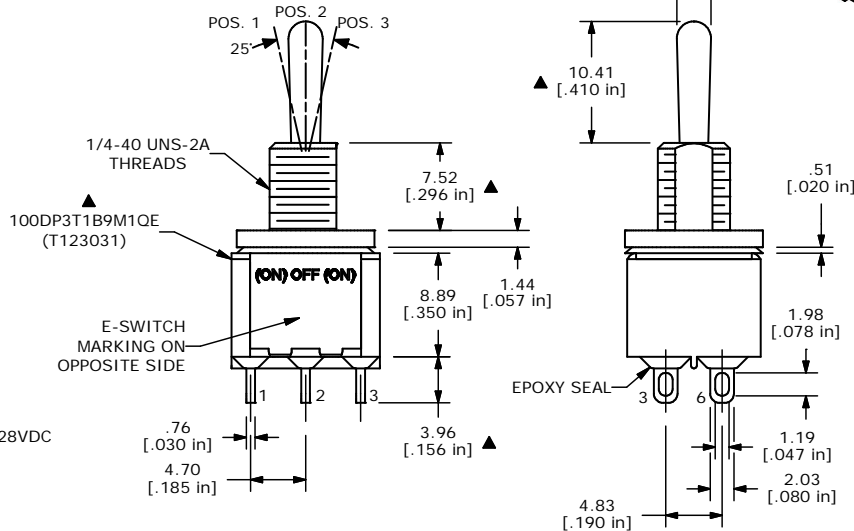
SWITCH FUNCTION		
POS. 1	POS. 2	POS. 3
ON	OFF	ON
2-3, 5-6	OPEN	2-1, 5-4



CIRCUI: DPDT



ISOMETRIC



- NOTE:
1. ALL DIMENSIONS IN MM [INCH]
  2. GENERAL TOLERANCE: X.X=±0.4  
X.XX=±0.25
  3. TERMINAL NUMBERS FOR REF ONLY
  - ▲ 4. PLATING MATERIAL: SILVER
  5. RATING: 5 AMPS W/RESISTIVE LOAD @ 120VAC OR 28VDC  
2 AMPS W/RESISTIVE LOAD @ 250VAC
  6. ELECTRIC LIFE: 40,000 MAKE-AND-BREAK CYCLES AT FULL LOAD.
  7. INSULATION RESISTANCE: 1,000 MEGA-OHM MIN.
  8. DIELECTRIC STRENGTH: 1,000 V RMS @SEA LEVEL.
  9. OPERATING TEMP.: -30°C to 85°C
  - ▲ 10. HARDWARE TO BE SHIPPED BULK  
T100000 - HEXNUT - QTY 2  
T100011 - LOCKWASHER - QTY 1  
T100002 - LOCKRING - QTY 1  
T100016 - "O" RING - QTY 1
  11. ▲ DENOTES CRITICAL PARAMETER.



**E-SWITCH®**

B	14714	ADD "O" RING TO HARDWARE LIST	2/23/05	AR
A	14665	RELEASED FOR PRODUCTION	2/2/05	AR
REV	PCR NO	DESCRIPTION	DATE	BY

TITLE 100DP3T1B9M1QE				
SCALE	DATE	DR	DWG	REV
2:1	2/2/05	AR	ST123031	B

THE INFORMATION CONTAINED IN THIS DOCUMENT IS PROPRIETARY TO E-SWITCH AND IS NOT TO BE COPIED OR TRANSFERRED