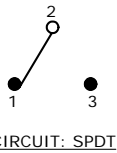
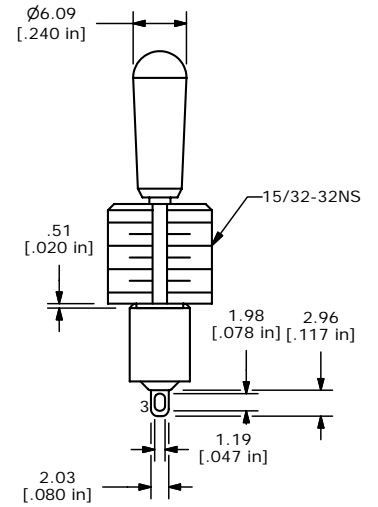
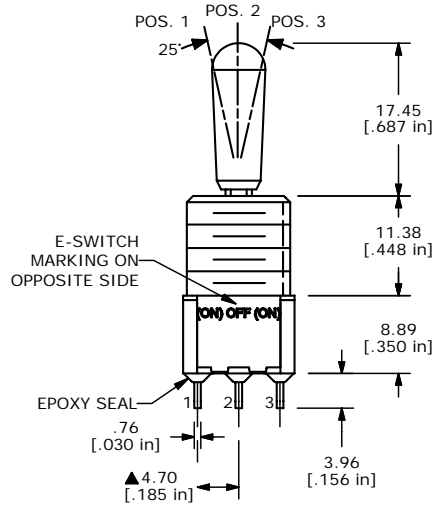
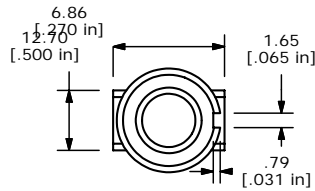


SWITCH FUNCTION		
POS. 1	POS. 2	POS. 3
ON	OFF	ON
2-3	OPEN	2-1

(ON) = MOMENTARY



- NOTE:
1. ALL DIMENSIONS IN MM [INCH]
 2. GENERAL TOLERANCE: X.X=±0.4
X.XX=±0.25
 3. TERMINAL NUMBERS FOR REF ONLY
 4. CONTACT MATERIAL: SILVER
 - ▲5. RATING: 2A @ 250 VAC
5A @ 120 VAC OR 28 VDC
 6. ELECTRIC LIFE: 40,000 MAKE-AND-BREAK CYCLES AT FULL LOAD.
 7. INSULATION RESISTANCE: 1,000 MEGA-OHM MIN.
 8. DIELECTRIC STRENGTH: 1,000 V RMS @SEA LEVEL.
 9. OPERATING TEMP.: -30°C to 85°C
 10. ▲ DENOTES CRITICAL PARAMETER.
 11. 2002/95/EC (ROHS) COMPLIANT
 - ▲12. HARDWARE TO BE SHIPPED BULK:
T100012 - LOCK WASHER, QTY 1
T100003 - LOCK RING, QTY 1
T100004 - HEX NUT, QTY 2



TITLE 100SP3T8B13M1QEH

A	17528	RELEASED FOR PRODUCTION	8/2/07	BF
REV	PCR NO	DESCRIPTION	DATE	BY

THE INFORMATION CONTAINED IN THIS DOCUMENT IS PROPRIETARY TO E-SWITCH AND IS NOT TO BE COPIED OR TRANSFERRED

SCALE 2:1	DATE 8/2/2007	DR BF	DWG ST113021	REV A
-----------	---------------	-------	--------------	-------