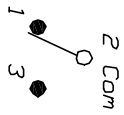


RECOMMENDED P.C.B. LAYOUT

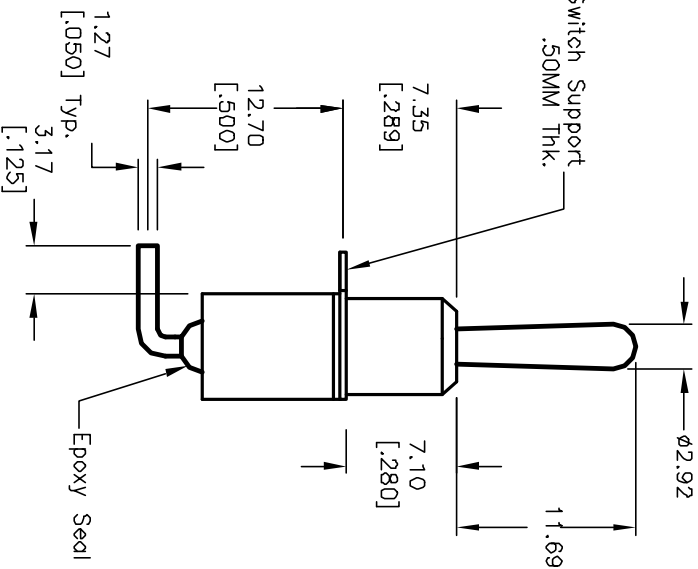
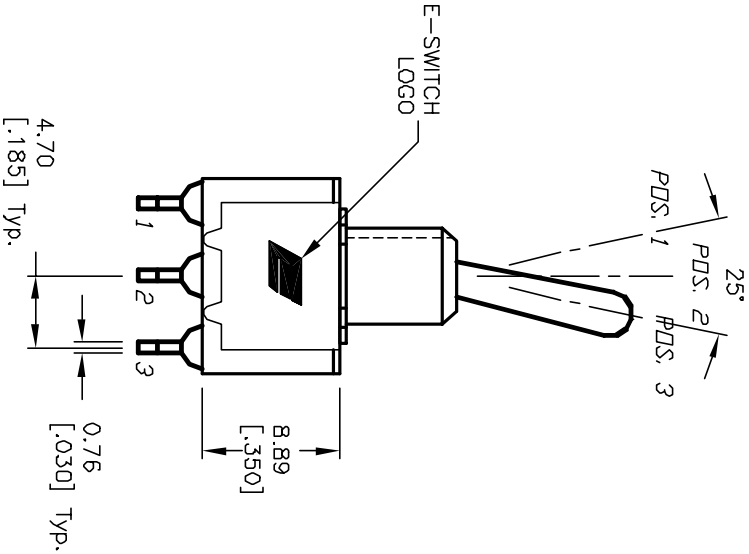
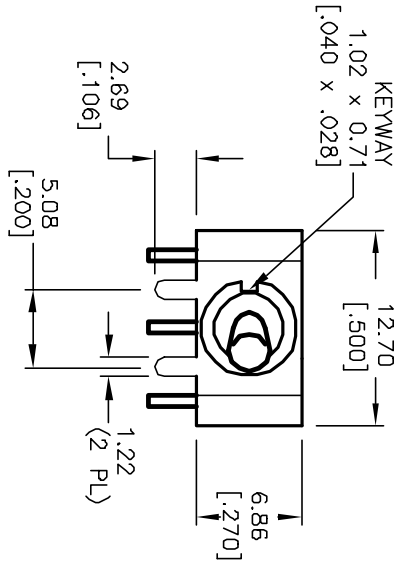


CIRCUIT: SPDT  
CONTACT CONFIGURATION

SWITCH FUNCTION		
PDS. 1	PDS. 2	PDS. 3
DN	OFF	DN
2-3	OPEN	2-1

NOTES:

1. ALL DIMENSIONS IN MM [INCH]
2. GENERAL TOLERANCE: X.X=±0.4  
X.XX=±0.25
3. TERM. NDS. FOR REF. ONLY
4. RATING: 0.4(VA) Max. @20V (AC or DC)
5. FIXED TERM. & MOVING CONTACT:  
COPPER ALLOY W/GOLD plate over  
Nickel plate.
6. ELECTRICAL LIFE: 50,000 make-and-break cycles  
at full load.
7. INSULATION RESISTANCE: 1,000M ohm min.
8. DIELECTRIC STRENGTH: 1,000V RMS @sed level.
9. OPERATING TEMP.: -30°C to 85°C.
10. ▲ DESIGNATE MAJOR FEATURE.



**E-SWITCH®**

REV.	ECN No.	DESCRIPTION	DATE	CHKD
D	12708	REVISED TOGGLE DIAMETER	1/09/02	CJB
C	11520	REVISED AND REDRAWN	5/3/02	CJB

TITLE	SCALE	DATE	DR	DWG	REV
100 SP-3 T1 B4 M6 R E (GOLD CONTACTS)	2:1	5/3/02	CJB	T113029	D

THE INFORMATION CONTAINED IN THIS DOCUMENT IS PROPRIETARY TO E-SWITCH AND IS NOT TO BE COPIED OR TRANSFERRED