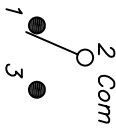


**RECOMMENDED P.C.B. LAYOUT**



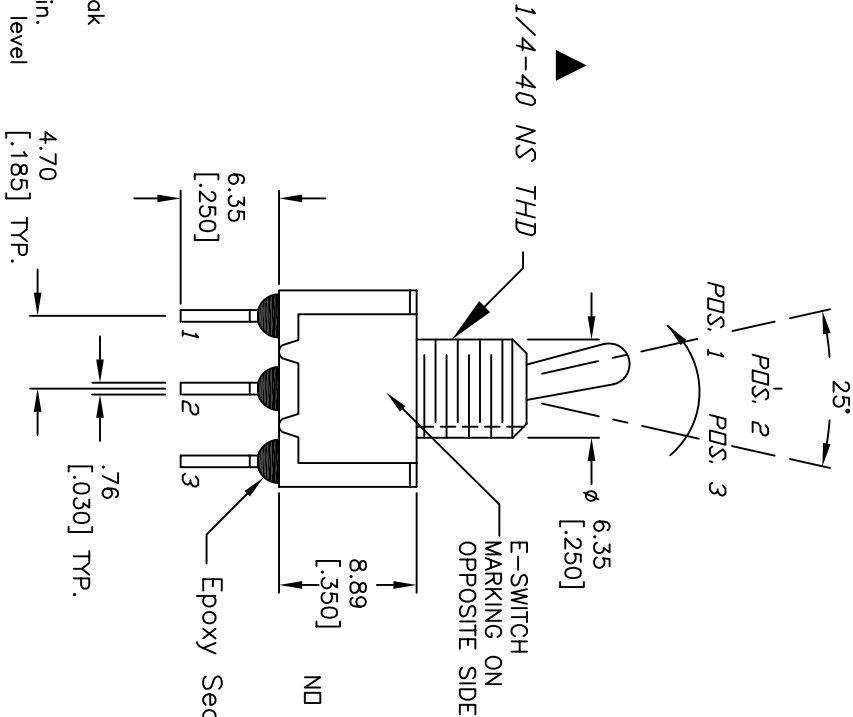
CIRCUIT: SPDT

SWITCH FUNCTION		
PDS. 1	PDS. 2	PDS. 3
DN	NONE	DN
2-3	OPEN	2-1

**NOTES:**

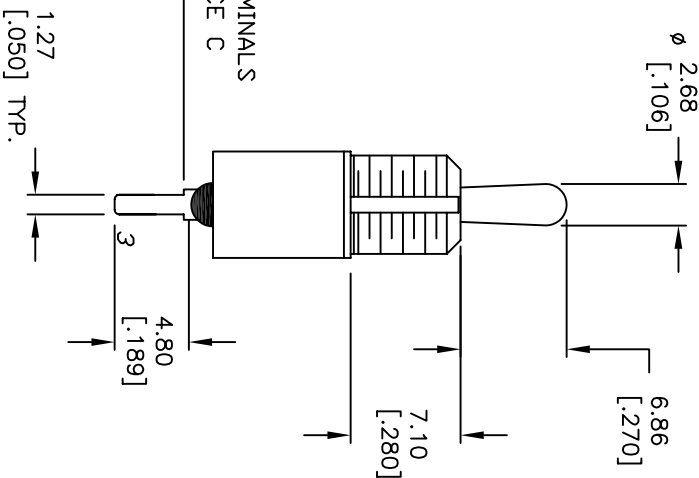
1. ALL DIMENSIONS IN MM [INCH]
2. GENERAL TOLERANCE: X.X=±0.4  
X.XX=±0.25
3. TERM. NOS. FOR REF. ONLY
4. RATING: 5A @120VAC or 28VDC;  
2A @250VAC
5. FIXED TERMINAL/MOVING CONTACT:  
Copper Alloy W/Silver Plate.
6. ELECTRICAL LIFE: 50,000 make-and-break  
cycles at full load.
7. INSULATION RESISTANCE: 1,000M ohm min.
8. DIELECTRIC STRENGTH: 1000V RMS @sea level
9. OPERATING TEMP.: -30°C to +85°C
10. 2002/95/EC (ROHS) COMPLIANT
11. HARDWARE TO BE SHIPPED BULK"

- T100011-LOCK WASHER QTY-1
- T100015-LOCK RING QTY-1
- T100000-HEX NUT QTY-2



ND EPOXY ON TERMINALS  
BELOW SURFACE C

-C-



**E-SWITCH®**

REV.	ECN No.	DESCRIPTION	DATE	CHKD
A	15483	RELEASED FOR PRODUCTION	11/1/05	PH

TITLE		SCALE	DATE	DR	DWG	REV
100 SP-1 T2 B3 M2 Q EH		2:1	11/1/05	PH	ST110004	A