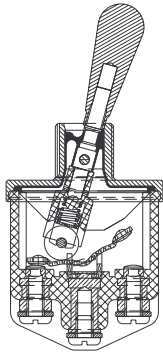


3500 series

High performance toggle switches - environmentally sealed

Distinctive features and specifications



- Completely sealed switches withstanding 0,1 bar pressure**
 - Frontal sealing to IP 67 by a silicone membrane (for sealed panel mounting, add washer U60, section I).
 - Rear sealing to IP 64 provided by moulded-in terminal inserts
- Approved to European standards CECC 96000**
- Three types of terminals**
- Many lever styles available**

ELECTRICAL SPECIFICATIONS

- Max. current/voltage rating with resistive load and electrical life at full load: see table below
- Initial contact resistance : 10 mΩ max. at 1A 2VDC
- Insulation resistance : 1.000 MΩ
- Dielectric strength : 2.500 Vrms 50 Hz min. between terminals
3.000 Vrms 50 Hz min. between terminals and frame

FUNCTIONS	GENERAL PERFORMANCES		According to CECC 96201-004
	Alternate current	Direct Current	
ON-OFF and ON-ON	6.000 cycles, T65°C 20A 125VAC, 3/4HP 15A 250VAC, 1-1/2HP T5, 115VAC, 50/400Hz	10.000 cycles, T20°C 15A 28VDC resistive 15A 28VDC inductive 5A 28VDC lamp load	10.000 cycles 16A 250VAC 15A 32VDC
ON OFF ON	6.000 cycles, T65°C 18A 125VAC, 1/2HP 10A 250VAC, 1/2HP T2, 115VAC, 50/400Hz	10.000 cycles, T20°C 15A 28VDC resistive 15A 28VDC inductive 5A 28VDC lamp load	
OTHER FUNCTIONS	6.000 cycles, T65°C 15A 125VAC 10A 250VAC T2, 115VAC, 50/400Hz	10.000 cycles, T20°C 15A 28VDC resistive 10A 28VDC inductive 3A 28VDC lamp load	

MATERIALS

- Case : mineral filled polyester UL94-V0
- Bushing and cover : zamac
- Actuator : brass, nickel or chrome plated, or anodized aluminium
- Contacts : silver alloy

AGENCY APPROVAL



CECC 96201-004

Availability : consult factory for details of approved models.

Marking : to order switches marked CECC, complete appropriate box of ordering format.

GENERAL SPECIFICATIONS

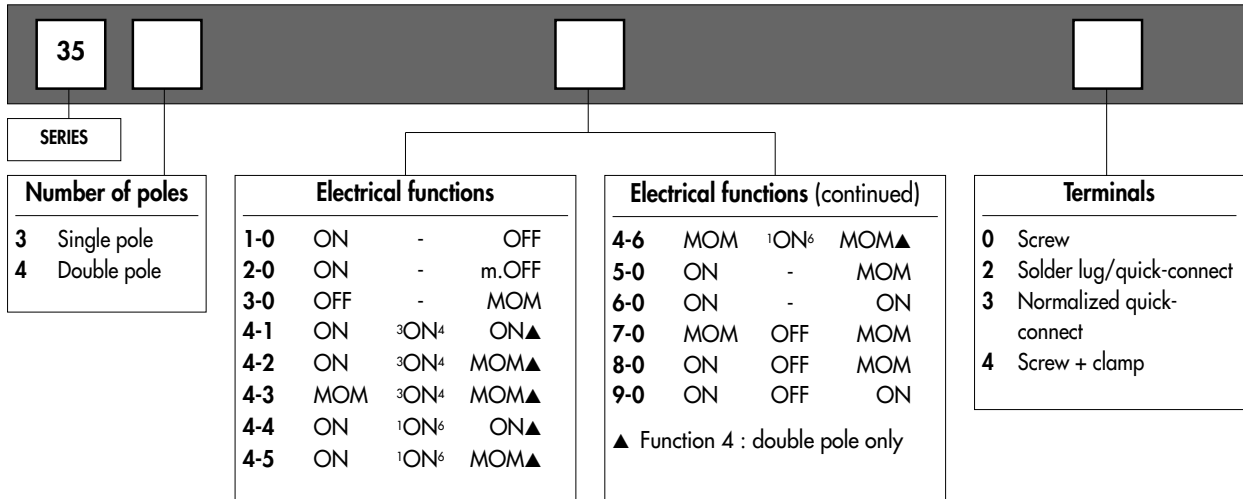
- Mechanical life : 40.000 cycles
- Torque : 2 Nm (1.47 Ft.lb) max. applied to nut
- Panel thickness : see "Mounting Accessories" on the following pages
- Operating temperature : -40°C to +85°C
- Moisture resistance : 56 days

3500 series

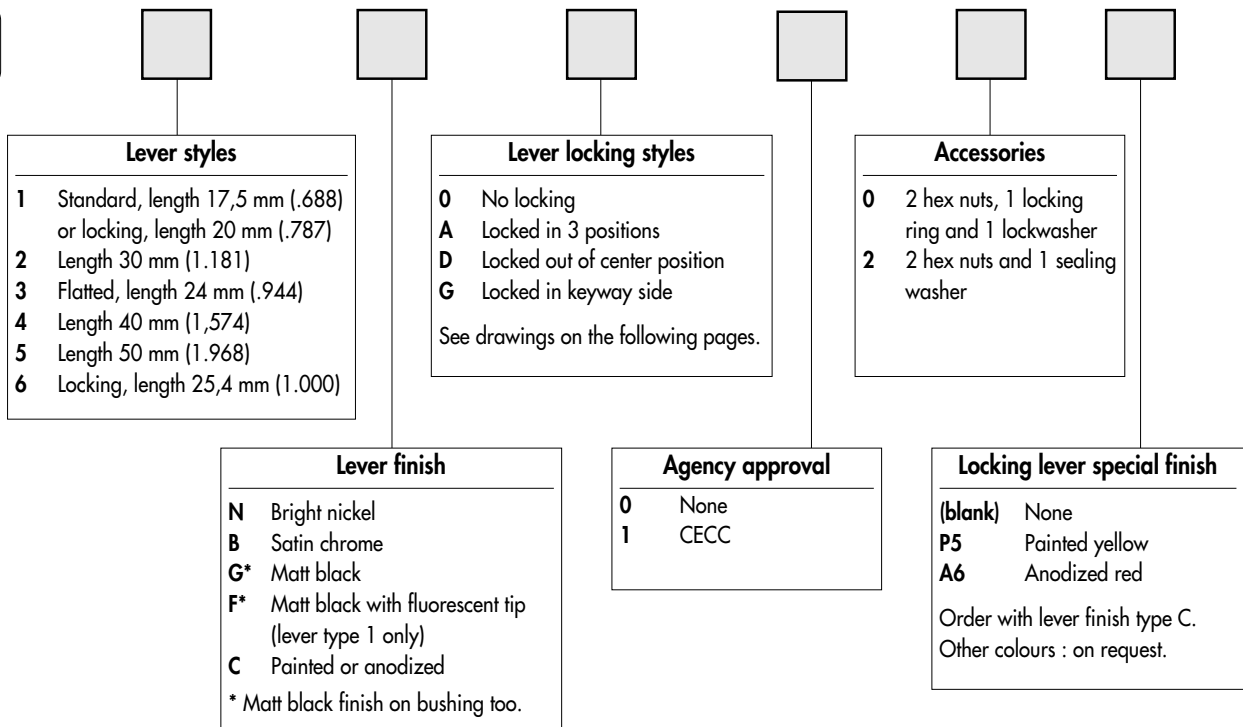
High performance toggle switches - environmentally sealed

Overview

MODEL
STRUCTURE



OPTIONS



NOTICE : please note that not all combinations of above numbers are available. Refer to the following pages for further information.

ABOUT THIS SERIES

On the following pages, you will find successively :

- model structure of switches
- their options in the same order as in above chart

Dimensions : first dimensions are in mm while inches are shown as bracketted numbers.

Security caps are available to prevent inadvertent lever operation. They are presented in section I.



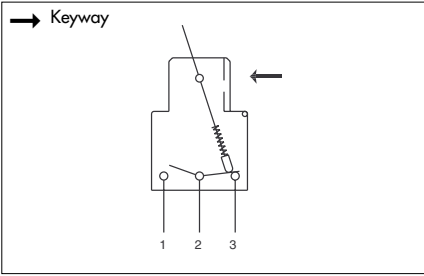
Packaging unit : 25 pieces

3500 series

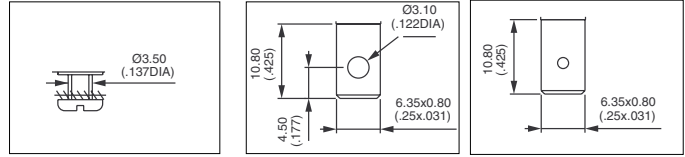
High performance toggle switches - environmentally sealed



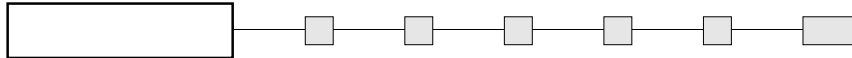
A



- Screw, solder lug or quick-connect terminals
- Also available with threaded terminals : consult factory
- Screw terminals + clamp : on request.



MODEL STRUCTURE

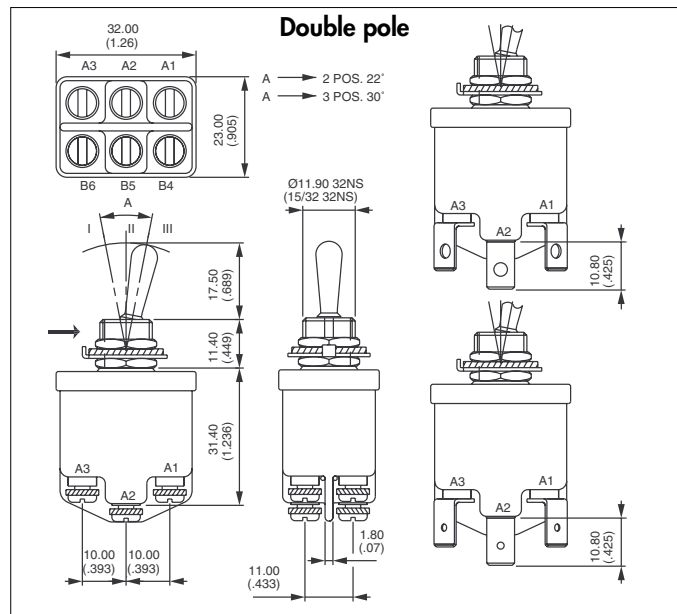
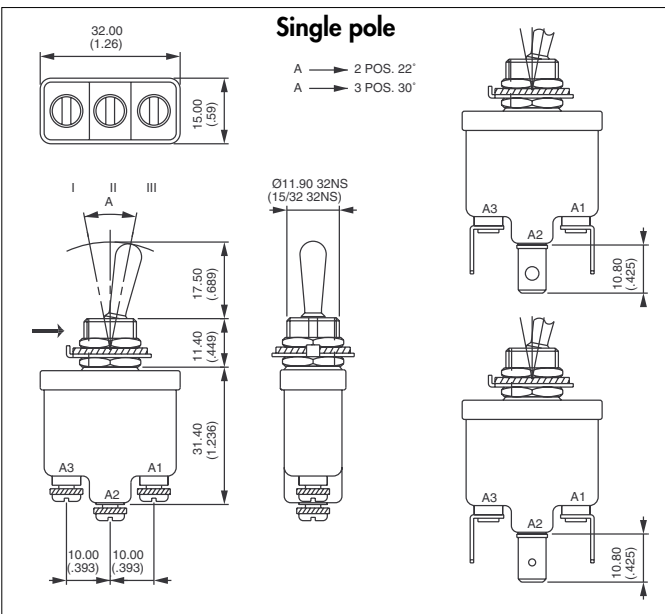


Shown with standard lever



FUNCTIONS			BASIC PART NUMBER					
III	II	I	Screw terminals		Solder lugs and quick-connect term.		Normalized quick-connect terminals	
A2-A3	*A3-B4	A1-A2	Single pole	Double pole	Single pole	Double pole	Single pole	Double pole
B5-B6	**A1-B6	B5-B4						
ON	-	OFF	3531-00	3541-00	3531-02	3541-02	3531-03	3541-03
ON	-	m.OFF	3532-00	3542-00	3532-02	3542-02	3532-03	3542-03
OFF	-	MOM	3533-00	3543-00	3533-02	3543-02	3533-03	3543-03
ON	ON*	ON		3544-10		3544-12		3544-13
ON	ON*	MOM		3544-20		3544-22		3544-23
MOM	ON*	MOM		3544-30		3544-32		3544-33
ON	ON**	ON		3544-40		3544-42		3544-43
ON	ON**	MOM		3544-50		3544-52		3544-53
MOM	ON**	MOM		3544-60		3544-62		3544-63
ON	-	MOM	3535-00	3545-00	3535-02	3545-02	3535-03	3545-03
ON	-	ON	3536-00	3546-00	3536-02	3546-02	3536-03	3546-03
MOM	OFF	MOM	3537-00	3547-00	3537-02	3547-02	3537-03	3547-03
ON	OFF	MOM	3538-00	3548-00	3538-02	3548-02	3538-03	3548-03
ON	OFF	ON	3539-00	3549-00	3539-02	3549-02	3539-03	3549-03

→ Keyway

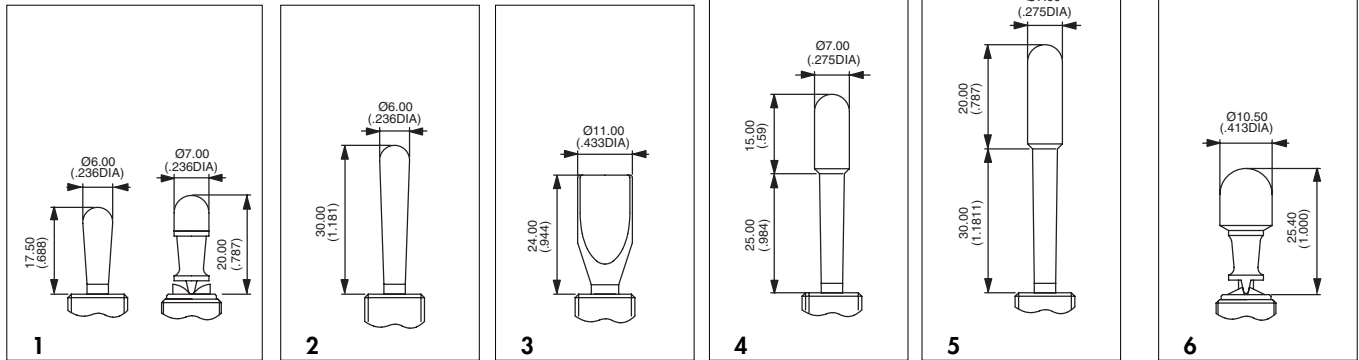
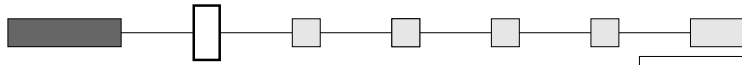




3500 series

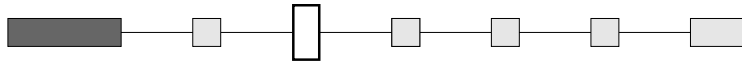
High performance toggle switches - environmentally sealed

LEVER STYLES



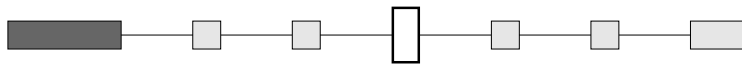
Standard

LEVER FINISH

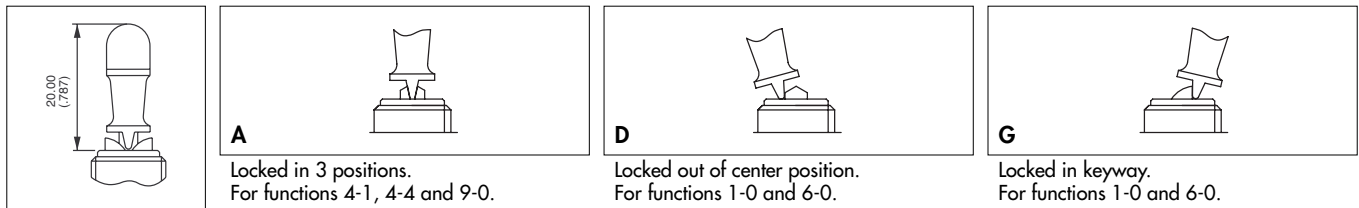


- N** Bright nickel
 - B** Satin chrome
 - G*** Matt black
 - F*** Matt black with fluorescent tip (available with lever type 1 only)
 - C** Painted or anodized (for locking lever only)
- * Matt black finish on bushing too.

LOCKING LEVER STYLES



0 No locking

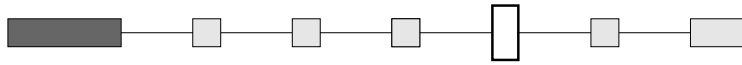


3500 series

High performance toggle switches - environmentally sealed



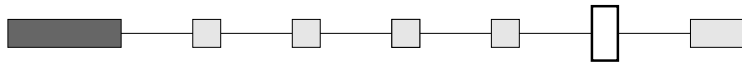
AGENCY APPROVAL



- 0 None
- 1 CECC

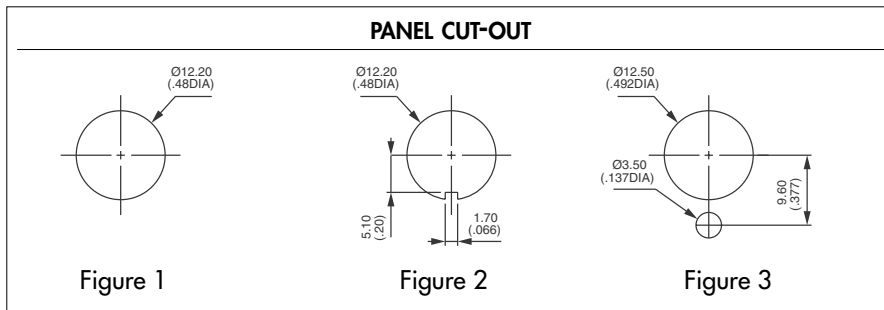
A

MOUNTING ACCESSORIES

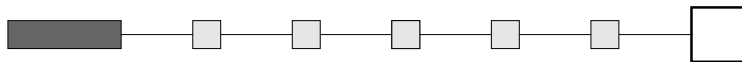


- 0 For NON-SEALED mounting (panel cut-out fig. 1, 2 or 3)
2 hex nuts 14 mm (.551) across flats, 1 locking ring U121 or U12, 1 lockwasher U13
Panel thickness : 5 mm (.196) max.
- 2 For SEALED mounting (panel cut-out fig. 2)
2 hex nuts 14 mm (.551) across flats and 1 sealing washer U60
Panel thickness : 4 mm (.157) max.

Special hardware : black cap nut U129. Order separately. See section I.



LOCKING LEVER SPECIAL FINISH



- (blank) None
- P5 Painted yellow
- A6 Anodized red

Order with lever finish type C.
Other colours on request.