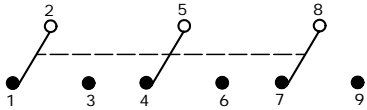
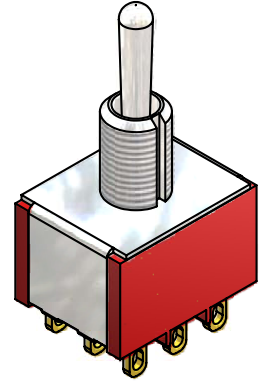
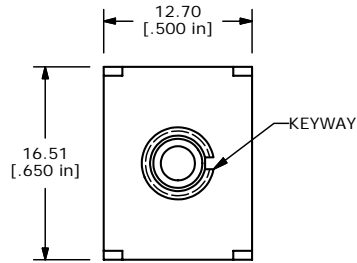


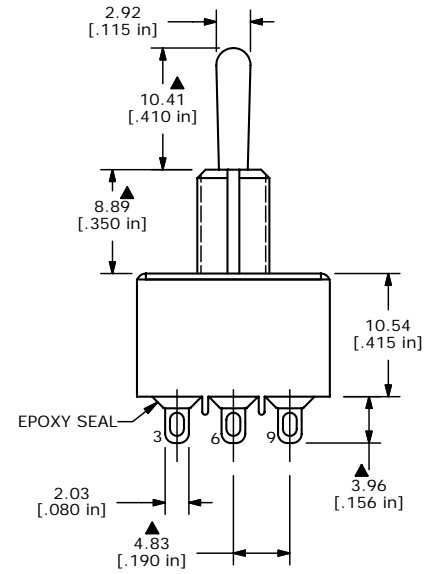
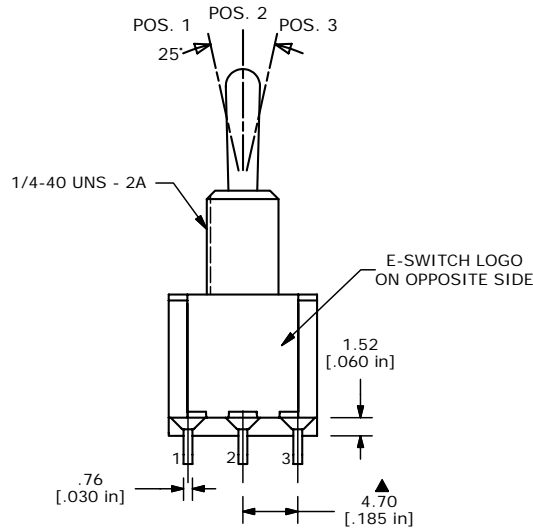
SWITCH FUNCTION		
POS. 1	POS. 2	POS. 3
ON	NONE	ON
2-3, 5-6, 8-9	N/A	2-1, 5-4, 8-7



CIRCUIT: 3PDT

NOTE:

1. ALL DIMENSIONS IN MM [INCH]
2. GENERAL TOLERANCE: X.X=±0.3  
X.XX=±0.25
3. TERMINAL NUMBERS FOR REF ONLY
- ▲ 4. CONTACT MATERIAL: SILVER
5. RATING: 2A @ 250VAC  
5A @ 120VAC OR 28VDC
6. ELECTRIC LIFE: 40,000 make-and-break cycles at full load.
7. INSULATION RESISTANCE: 1,000 Mega-ohm min.
8. DIELECTRIC STRENGTH: 1,000 V RMS @sea level.
9. OPERATING TEMP.: -30°C to 85°C
10. ▲ DENOTES CRITICAL PARAMETER.
11. 2002/95/EC (ROHS) COMPLIANT
12. HARDWARE TO BE SHIPPED BULK:  
T100011 - LOCK WASHER (1)  
T100015 - LOCK RING (1)  
T100000 - HEX NUT (2)



**E-SWITCH®**

TITLE 1003P1T1B1M1QEH

A	16366	RELEASED FOR PRODUCTION	8/24/06	BO
REV	PCR NO	DESCRIPTION	DATE	BY

THE INFORMATION CONTAINED IN THIS DOCUMENT IS PROPRIETARY TO E-SWITCH AND IS NOT TO BE COPIED OR TRANSFERRED

SCALE 2:1	DATE 8/24/2006	DR BO	DWG ST131003	REV A
-----------	----------------	-------	--------------	-------