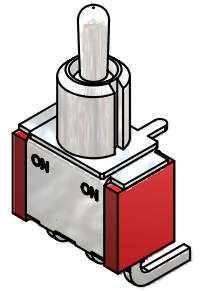
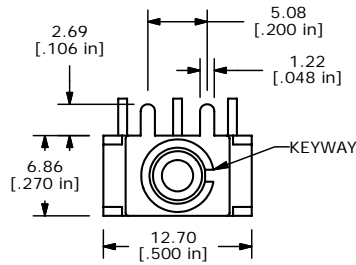
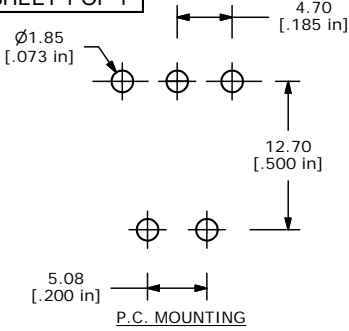
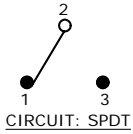


SHEET 1 OF 1

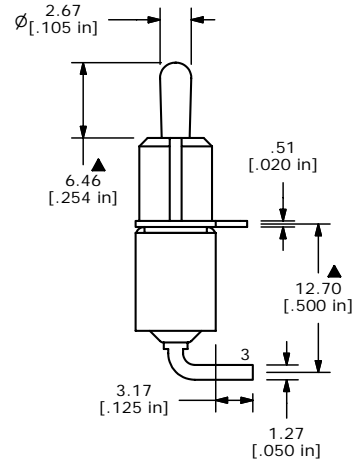
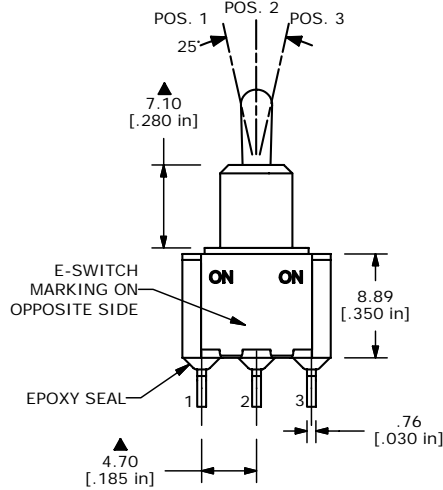


SWITCH FUNCTION		
POS. 1	POS. 2	POS. 3
ON	NONE	ON
2-3	N/A	2-1



NOTE:

1. ALL DIMENSIONS IN MM [INCH]
2. GENERAL TOLERANCE: X.X=±0.4
X.XX=±0.25
3. TERMINAL NUMBERS FOR REF ONLY
- ▲4. CONTACT MATERIAL: GOLD
5. RATING: 0.4VA MAX. @20 VAC OR VDC
6. ELECTRIC LIFE: 40,000 MAKE-AND-BREAK CYCLES AT FULL LOAD.
7. INSULATION RESISTANCE: 1,000 MEGA-OHM MIN.
8. DIELECTRIC STRENGTH: 1,000 V RMS @SEA LEVEL.
9. OPERATING TEMP.: -30°C to 85°C
10. ▲ DENOTES CRITICAL PARAMETER.
11. 2002/95/EC (ROHS) COMPLIANT



E-SWITCH®

D	16453	REV. SHOULD'VE BEEN "D" FOR PCR 16372	9/12/06	BO
C	16372	REDRAWN IN INVENTOR FORMAT	8/29/06	BO
REV	PCR NO	DESCRIPTION	DATE	BY

TITLE 100SP1T2B4M6RE				
SCALE	DATE	DR	DWG	REV
2:1	8/29/2006	BO	T110009	D

THE INFORMATION CONTAINED IN THIS DOCUMENT IS PROPRIETARY TO E-SWITCH AND IS NOT TO BE COPIED OR TRANSFERRED