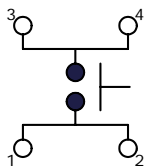
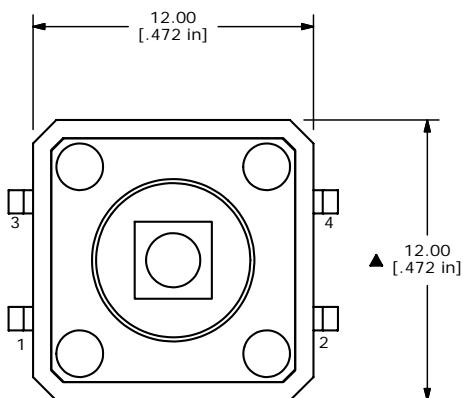
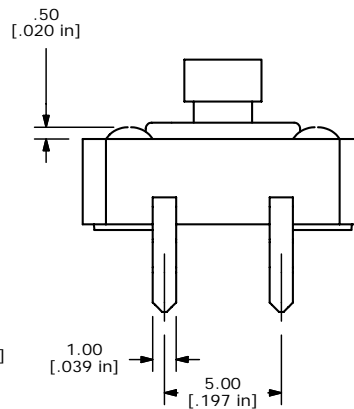
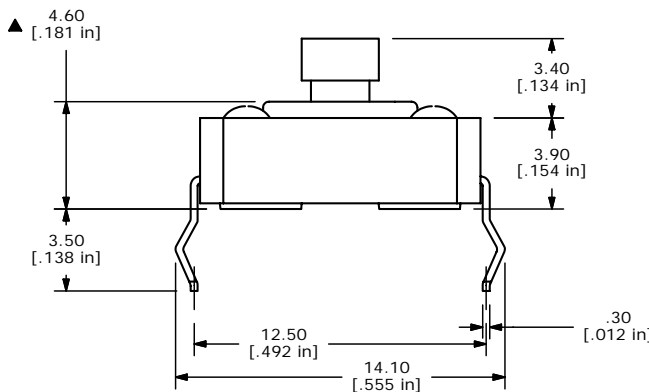


PCB MOUNTING



CIRCUIT: SPST



- NOTES:
1. ALL DIMENSIONS IN MM [INCH]
  2. GENERAL TOLERANCE: X.X=±0.4  
X.XX=±0.25
  3. TERMINAL NUMBERS FOR REF. ONLY
  - ▲ 4. RATING: 50mA @ 12VDC
  5. TRAVEL: 0.30±0.15mm
  6. OPERATING FORCE: 260±50mN
  7. CONTACT RESISTANCE: 100mΩ MAX.
  8. ELECTRICAL LIFE: 100,000 CYCLES
  9. ▲ DENOTES CRITICAL PARAMETER
  10. 2002/95/EC (ROHS) COMPLIANT

**E-SWITCH®**

TITLE TL1100F260Q

B	16031	REVISED AND REDRAWN	5/23/06	CT
REV	PCR NO	DESCRIPTION	DATE	BY

THE INFORMATION CONTAINED IN THIS DOCUMENT IS PROPRIETARY TO E-SWITCH AND IS NOT TO BE COPIED OR TRANSFERRED

SCALE	DATE	DR	DWG	REV
2:1	12/1/1998	MM	P001111	B