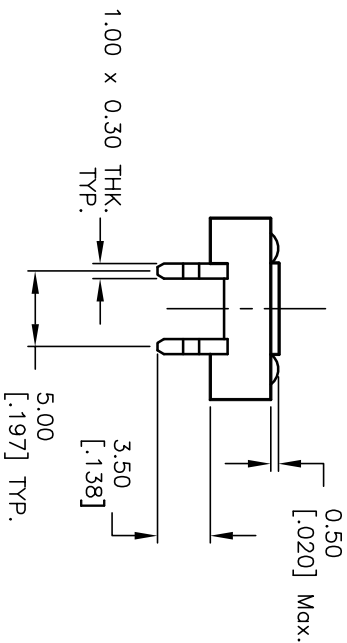
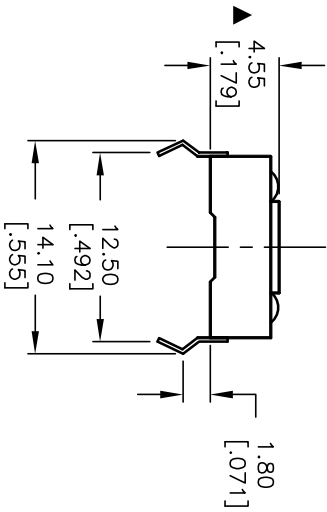
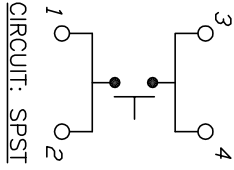
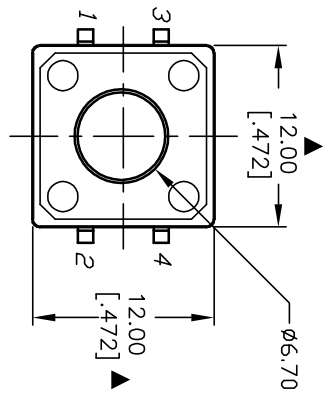


RECOMMENDED P.C.B. LAYOUT



NOTES:

1. ALL DIMENSIONS IN MM [INCH]
2. GENERAL TOLERANCE: X.X=±0.4 X.XX=±0.25
3. TERM. NOS. FOR REF. ONLY
4. RATING: 50mA, @12V DC
5. TRAVEL: 0.30±0.15mm
6. OPERATING FORCE: 160±50gf
7. CONTACT RESISTANCE: 100 MILLIOHMS Max.
8. ELECTRICAL LIFE: 100,000 CYCLES MIN.
9. ▲ DENOTES CRITICAL PARAMETER.

REV.	ECN No.	DESCRIPTION	DATE	CHKD
A	13347	RELEASED FOR PRODUCTION	8/5/03	AR

TITLE				
TL1100BF160Q				
SCALE	DATE	DR	DWG	REV
2:1	8/5/03	AR	P001113	A

E-SWITCH®

THE INFORMATION CONTAINED IN THIS DOCUMENT IS PROPRIETARY TO E-SWITCH AND IS NOT TO BE COPIED OR TRANSFERRED